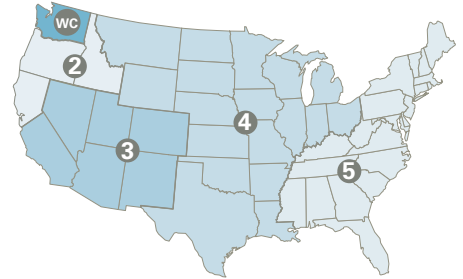


tabella lounge chairs



LOUNGE CHAIR OPTIONS



LO-CAL-133-LC	Cal 133 specifications/Lounge Chair	\$85
LO-CAL-133-SE	Cal 133 specifications/Settee	\$175
LO-MB	Moisture Barrier	\$60/Cushion
LO-MFA-LC	Multiple Fabrics applied/Lounge Chair	\$55
LO-MFA-SE	Multiple Fabrics applied/Settee	\$80
LO-CS	Custom Stain	10% or \$350 net
LO-GS	 Green Series (FSC Certified)	add 6%



TABELLA LOUNGE CHAIR OPTIONS

LO-SS	Solid Surface Arm Caps	\$350/Chair
LO-SST	Solid Surface Tablet Tops Single	\$610/Chair
LO-SSTD	Solid Surface Tablet Tops Double	\$915/Chair

9075 tabella lounge chairs dimensions zone com col a b c d e f g leather yds wt

9075  SIN# 711-16		W: 29.50	WC	1238	1310	1475	1565	1638	1693	1784	1875	1929	2239	3.5	37
		D: 30.00	2	1361	1434	1598	1689	1762	1817	1907	1999	2053	2363		
		H: 35.00	3	1386	1459	1622	1714	1787	1841	1932	2023	2078	2387		
		SH: 18.00	4	1411	1484	1647	1739	1812	1866	1957	2048	2103	2412		
		AH: 25.75	5	1310	1508	1672	1763	1836	1891	1981	2073	2127	2437		

9075-1-T  SIN# 711-16		W: 37.00	WC	1914	1986	2151	2241	2314	2369	2460	2551	2605	2915	3.5	41
		D: 30.00	2	2105	2178	2342	2433	2505	2560	2651	2742	2797	3106		
		H: 35.00	3	2143	2216	2380	2471	2544	2598	2689	2780	2835	3144		
		SH: 18.00	4	2182	2255	2418	2510	2582	2636	2728	2818	2874	3182		
		AH: 25.75	5	2219	2292	2456	2547	2620	2675	2765	2857	2911	3221		

9075-2-T  SIN# 711-16		W: 74.00	WC	3489	3562	3962	4144	4290	4399	4581	4763	4872	5418	7.0	82
		D: 30.00	2	3839	3911	4312	4494	4639	4749	4931	5113	5222	5768		
		H: 35.00	3	3908	3981	4382	4564	4709	4818	5000	5182	5292	5838		
		SH: 18.00	4	3978	4051	4451	4633	4779	4888	5070	5252	5361	5907		
		AH: 25.75	5	4048	4120	4521	4703	4848	4958	5140	5322	5431	5977		



9075-1



9075-1-T
with optional Solid Surface Tablet Arms