

# sodo lounge chairs

**LOUNGE CHAIR OPTIONS**

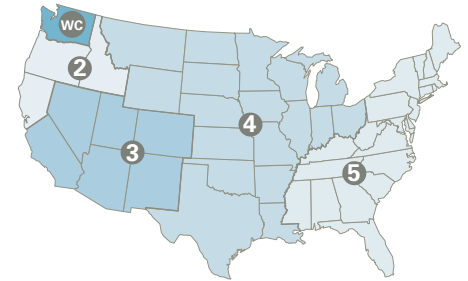
LO-CAL-133-LC	Cal 133 specifications/Lounge Chair	\$85
LO-CAL-133-SE	Cal 133 specifications/Settee	\$175
LO-CAL-133-SO	Cal 133 specifications/Sofa	\$220
LO-MB	Moisture Barrier	\$60/Cushion
LO-MFA-LC	Multiple Fabrics applied/Loung Chair	\$55
LO-MFA-SE	Multiple Fabrics applied/Settee	\$80
LO-MFA-SO	Multiple Fabrics applied/Sofa	\$110
LO-CS	Custom Stain	10% or \$350 net
LO-GS	 Green Series (FSC Certified)	add 6%

**SODO 9070 LOUNGE CHAIR OPTIONS**



LO-SS	Solid Surface Arm Caps	\$350/Chair
LO-9071	Wood Arm Cap	\$120/Chair
LO-TA	Tablet Arm	\$550/ea
	(Only with Wood Arm Cap)	



**SODO 9072 LOUNGE CHAIR OPTIONS**


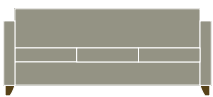
LO-SS	Solid Surface Arm Caps	\$350/Chair
-------	------------------------	-------------





**9070 sodo lounge chairs**      dimensions    zone    com    col    a    b    c    d    e    f    g    leather    yds    wt



<b>9070</b>  SIN# 711-16 	W: 31.50	WC	1498	1601	1851	1987	2095	2177	2313	2449	2530	2987	5.0	55
	D: 28.00	2	1648	1751	2001	2137	2245	2327	2463	2599	2680	3137		
	H: 31.00	3	1677	1780	2030	2166	2275	2356	2492	2628	2709	3166		
	SH: 18.00	4	1707	1811	2061	2196	2305	2387	2522	2658	2740	3196		
	AH: 25.00	5	1737	1840	2090	2226	2334	2416	2552	2688	2769	3226		

<b>9070-2</b>  SIN# 711-16 	W: 53.50	WC	1945	2059	2440	2630	2782	2896	3087	3277	3391	3999	7.0	85
	D: 28.00	2	2140	2254	2634	2825	2977	3091	3281	3471	3585	4194		
	H: 31.00	3	2179	2293	2674	2864	3016	3130	3320	3510	3624	4233		
	SH: 18.00	4	2218	2332	2713	2903	3055	3169	3359	3549	3664	4272		
	AH: 25.00	5	2256	2370	2751	2941	3093	3207	3397	3588	3702	4310		

<b>9070-3</b>  SIN# 711-16 	W: 75.50	WC	2364	2500	3000	3244	3440	3586	3831	4076	4222	4994	9.0	100
	D: 28.00	2	2601	2737	3236	3481	3677	3823	4068	4312	4459	5231		
	H: 31.00	3	2647	2783	3283	3528	3723	3870	4115	4359	4506	5278		
	SH: 18.00	4	2695	2831	3331	3576	3771	3918	4162	4407	4554	5325		
	AH: 25.00	5	2742	2878	3378	3622	3818	3965	4209	4454	4600	5372		

<b>9072-1</b>  SIN# 711-16 	W: 28.75	WC	1622	1725	1833	1915	1980	2029	2111	2192	2241	2556	3.0	55
	D: 28.00	2	1783	1887	1995	2077	2142	2191	2272	2354	2403	2718		
	H: 30.00	3	1816	1919	2028	2109	2175	2224	2305	2387	2436	2751		
	SH: 18.00	4	1849	1952	2061	2142	2207	2256	2338	2419	2468	2783		
	AH: 25.00	5	1881	1984	2093	2175	2240	2289	2370	2452	2501	2816		

<b>9072-2</b>  SIN# 711-16 	W: 50.75	WC	2076	2190	2429	2565	2674	2755	2891	3027	3108	3576	5.0	85
	D: 28.00	2	2283	2397	2637	2772	2881	2963	3098	3234	3316	3783		
	H: 30.00	3	2325	2439	2678	2814	2922	3004	3140	3276	3357	3824		
	SH: 18.00	4	2366	2480	2719	2855	2964	3045	3181	3317	3398	3866		
	AH: 25.00	5	2408	2522	2762	2897	3006	3088	3223	3359	3441	3908		

<b>9072-3</b>  SIN# 711-16 	W: 72.75	WC	2465	2601	2995	3198	3361	3484	3688	3892	4014	4680	7.5	100
	D: 28.00	2	2712	2847	3241	3445	3608	3730	3934	4137	4260	4925		
	H: 30.00	3	2760	2896	3291	3494	3657	3780	3983	4187	4309	4975		
	SH: 18.00	4	2810	2946	3340	3544	3707	3829	4033	4236	4359	5024		
	AH: 25.00	5	2859	2995	3389	3593	3756	3878	4082	4285	4408	5073		