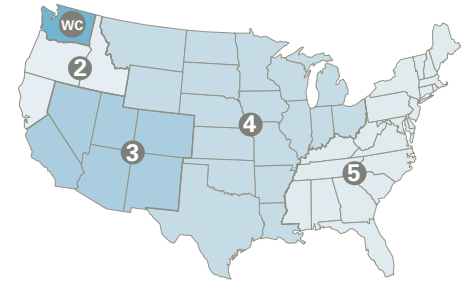



# rocky side chairs










## SEATING OPTIONS

SO-CAL-133	Cal 133 specifications	\$80.00
SO-MB	Moisture Barrier applied to seat only	\$50.00/cushion
SO-ILT	In Line Table: 24W x 18D x 18H	\$550.00
SO-ETA	Table attached at end of seating 24W x 18D x 18H	\$700.00
SO-CT	Corner Table, attached 20 x 24 x 18H	\$800.00
SO-MFA	Multiple Fabrics applied	\$55.00/cushion
SO-CS	Custom Stain	10% or \$350 net
SO-GS	 Green Series (FSC Certified)	add 6%

## ROCKY SEATING OPTIONS

SO-9024	Full Back Cushion	\$60.00
SO-SS-AC	Solid Surface Arm Caps	\$100/arm
SO-MCF	Metal Cap on Hip Foot Rail	\$75.00

9023 rocky side chairs	dimensions	zone	com	a	b	c	d	e	f	g	yds	wt
<b>9023</b> 	W: 23.50	WC	743	814	841	863	879	906	934	950	1.25	22
	D: 24.00	2	817	888	915	937	953	980	1007	1024		
	H: 32.00	3	832	903	930	952	968	996	1023	1039		
	SH: 18.00	4	848	918	946	967	984	1011	1038	1054		
	AH: 25.00	5	862	932	960	981	998	1025	1052	1068		
<b>9023-2</b> 	W: 45.25	WC	1398	1539	1593	1637	1669	1724	1778	1811	2.25	40
	D: 24.00	2	1538	1679	1733	1777	1810	1864	1918	1951		
	H: 32.00	3	1565	1706	1761	1804	1837	1891	1945	1978		
	SH: 18.00	4	1593	1735	1789	1832	1865	1919	1974	2006		
	AH: 25.00	5	1622	1763	1817	1861	1893	1948	2002	2034		
<b>9023-3</b> 	W: 67.00	WC	2140	2352	2433	2499	2547	2629	2710	2759	3.25	60
	D: 24.00	2	2354	2566	2647	2713	2762	2843	2925	2973		
	H: 32.00	3	2396	2608	2690	2755	2804	2885	2967	3016		
	SH: 18.00	4	2440	2652	2733	2799	2847	2929	3010	3059		
	AH: 25.00	5	2482	2694	2776	2841	2890	2971	3053	3102		
<b>9023-hip</b> 	W: 23.50	WC	1069	1140	1167	1189	1205	1232	1260	1276	1.25	32
	D: 24.00	2	1176	1247	1274	1295	1312	1339	1366	1382		
	H: 38.00	3	1198	1268	1295	1317	1334	1361	1388	1404		
	SH: 24.00	4	1219	1290	1317	1339	1355	1382	1410	1426		
	AH: 31.00	5	1240	1311	1338	1360	1376	1403	1430	1447		
<b>9023-bar30</b> 	W: 33.50	WC	1042	1184	1238	1281	1314	1368	1423	1455	2.0	34
	D: 24.00	2	1147	1288	1342	1386	1418	1473	1527	1560		
	H: 32.00	3	1167	1309	1363	1406	1439	1493	1548	1580		
	SH: 18.00	4	1188	1329	1383	1427	1460	1514	1568	1601		
	AH: 25.00	5	1209	1350	1404	1448	1480	1535	1589	1622		
<b>9023-bar40</b> 	W: 43.50	WC	1124	1265	1319	1363	1395	1450	1504	1537	2.0	39
	D: 24.00	2	1236	1377	1431	1475	1507	1562	1616	1649		
	H: 32.00	3	1259	1400	1454	1498	1530	1585	1639	1671		
	SH: 18.00	4	1281	1423	1477	1520	1553	1607	1662	1694		
	AH: 25.00	5	1303	1444	1499	1542	1575	1629	1683	1716		
<b>9023-P</b> 	W: 23.50	WC	1085	1243	1305	1354	1390	1452	1513	1550	2.25	32
	D: 24.00	2	1193	1352	1413	1462	1499	1560	1622	1657		
	H: 42.00	3	1215	1374	1435	1483	1520	1581	1643	1679		
	SH: 18.00	4	1237	1395	1456	1505	1542	1603	1664	1701		
	AH: 25.00	5	1259	1417	1478	1527	1564	1625	1686	1723		