


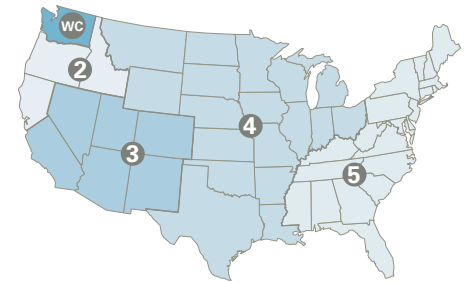
sodo side chairs







SEATING OPTIONS

SO-CAL133	Cal 133 specifications	\$80.00
SO-MB	Moisture Barrier applied to seat only	\$50.00/cushion
SO-ILT	In Line Table: 24W x 18D x 18H	\$550.00
SO-ETA	Table attached at end of seating 24W x 18D x 18H	\$700.00
SO-CT	Corner Table, attached 20 x 24 x 18H	\$800.00
SO-MFA	Multiple Fabrics applied	\$55.00/cushion
SO-CS	Custom Stain	10% or \$350 net
SO-GS	 Green Series (FSC Certified)	add 6%

SODO SEATING OPTIONS

SO-2022	Upholstered Arm Panel COM	\$60/arm
SO-SS-AC	Solid Surface Arm Caps	\$100/arm
SO-2023	Straight Legs	No Charge
SO-MCF	Metal Cap on Hip Foot Rail	\$75.00



2021 sodo side chairs	dimensions	zone	com	a	b	c	d	e	f	g	yds	wt
2021 	W: 23.50	WC	796	884	918	946	965	1000	1034	1054	1.25	22
	D: 23.50	2	875	963	998	1025	1044	1079	1113	1134		
	H: 32.00	3	891	979	1013	1040	1061	1094	1129	1149		
	SH: 18.00	4	906	996	1029	1056	1077	1111	1144	1165		
	AH: 25.00	5	923	1011	1046	1073	1092	1127	1161	1181		
2021-2 	W: 45.25	WC	1503	1680	1748	1802	1843	1911	1979	2019	2.25	47
	D: 23.50	2	1653	1830	1898	1952	1993	2061	2129	2169		
	H: 32.00	3	1683	1860	1928	1982	2023	2091	2158	2200		
	SH: 18.00	4	1714	1890	1958	2013	2053	2121	2189	2230		
	AH: 25.00	5	1743	1920	1988	2042	2083	2151	2219	2259		
2021-3 	W: 67.00	WC	2300	2565	2667	2749	2809	2912	3013	3075	3.25	66
	D: 23.50	2	2530	2794	2896	2978	3039	3141	3243	3304		
	H: 32.00	3	2576	2841	2942	3023	3085	3186	3289	3350		
	SH: 18.00	4	2621	2887	2989	3070	3131	3233	3334	3396		
	AH: 25.00	5	2668	2932	3034	3116	3177	3279	3381	3442		
2021-hip 	W: 23.50	WC	1122	1210	1244	1272	1291	1326	1360	1380	1.25	32
	D: 23.50	2	1234	1322	1356	1383	1403	1438	1472	1492		
	H: 37.00	3	1256	1344	1378	1405	1426	1460	1494	1514		
	SH: 24.00	4	1278	1367	1401	1428	1449	1482	1516	1537		
	AH: 31.00	5	1301	1389	1424	1451	1470	1505	1539	1560		
2021-bar30 	W: 33.50	WC	1094	1236	1290	1334	1366	1420	1475	1507	2.0	34
	D: 23.50	2	1204	1345	1400	1443	1476	1530	1585	1617		
	H: 32.00	3	1226	1367	1422	1465	1498	1552	1606	1639		
	SH: 18.00	4	1248	1389	1443	1487	1519	1574	1628	1661		
	AH: 25.00	5	1269	1411	1465	1508	1541	1595	1650	1682		
2021-bar40 	W: 43.50	WC	1176	1353	1420	1475	1516	1583	1652	1692	2.0	40
	D: 23.50	2	1293	1470	1538	1592	1633	1701	1769	1810		
	H: 32.00	3	1317	1493	1562	1616	1656	1725	1792	1833		
	SH: 18.00	4	1340	1517	1585	1639	1680	1748	1816	1856		
	AH: 25.00	5	1364	1541	1608	1663	1704	1771	1840	1880		