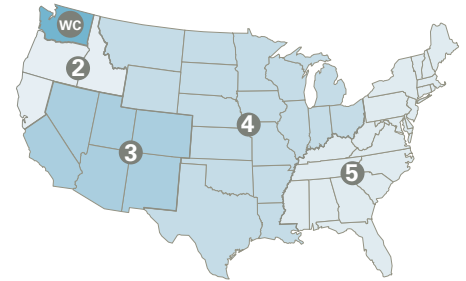



# whidbey lounge chairs






## LOUNGE CHAIR OPTIONS

LO-CAL-133-LC	Cal 133 specifications/Lounge Chair	\$85
LO-CAL-133-SE	Cal 133 specifications/Settee	\$175
LO-CAL-133-SO	Cal 133 specifications/Sofa	\$220
LO-MB	Moisture Barrier	\$60/Cushion
LO-MFA-LC	Multiple Fabrics applied/Loung Chair	\$55
LO-MFA-SE	Multiple Fabrics applied/Settee	\$80
LO-MFA-SO	Multiple Fabrics applied/Sofa	\$110
LO-CS	Custom Stain	10% or \$350 net
LO-GS	 Green Series (FSC Certified)	add 6%

## LOUNGE CHAIR OPTIONS

### 1050 whidbey lounge chairs dimensions zone com col a b c d e f g leather yds wt

1050		W: 28.00	WC	1592	1695	1892	2008	2101	2169	2286	2401	2470	2873	4.25	40
		D: 31.00	2	1752	1855	2052	2167	2259	2329	2444	2559	2629	3032		
		H: 32.00	3	1783	1887	2083	2199	2291	2361	2476	2592	2660	3065		
		SH: 18.00	4	1815	1918	2115	2231	2324	2392	2508	2624	2693	3096		
		AH: 25.00	5	1846	1950	2148	2263	2355	2425	2540	2655	2725	3128		
1050-2		W: 50.00	WC	2076	2190	2606	2809	2972	3095	3298	3503	3624	4269	7.5	65
		D: 31.00	2	2283	2397	2814	3017	3180	3303	3506	3710	3832	4477		
		H: 32.00	3	2325	2439	2855	3058	3221	3344	3547	3752	3873	4518		
		SH: 18.00	4	2366	2480	2896	3100	3263	3385	3589	3793	3915	4559		
		AH: 25.00	5	2408	2522	2938	3142	3305	3427	3631	3834	3957	4600		
1050-3		W: 73.00	WC	2718	2854	3425	3696	3914	4077	4348	4620	4783	5625	10.0	85
		D: 31.00	2	2990	3126	3696	3968	4185	4348	4620	4892	5055	5897		
		H: 32.00	3	3044	3180	3751	4022	4240	4403	4674	4946	5109	5951		
		SH: 18.00	4	3098	3234	3805	4077	4294	4457	4729	5000	5163	6006		
		AH: 25.00	5	3153	3289	3859	4131	4348	4511	4783	5055	5218	6060		