


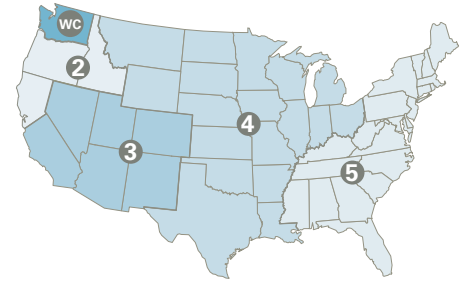
# mercer side chairs


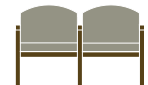




## SEATING OPTIONS

SO-CAL133	Cal 133 specifications	\$80.00
SO-MB	Moisture Barrier applied to seat only	\$50.00/cushion
SO-ILT	In Line Table: 24W x 18D x 18H	\$550.00
SO-ETA	Table attached at end of seating 24W x 18D x 18H	\$700.00
SO-CT	Corner Table, attached 20 x 24 x 18H	\$800.00
SO-MFA	Multiple Fabrics applied	\$55.00/cushion
SO-CS	Custom Stain	10% or \$350 net
SO-GS	 Green Series (FSC Certified)	add 6%

## MERCER SEATING OPTIONS

SO-1024	Upholstered Arm Panel COM	\$60/arm
SO-1026	Swooped Upholstered Arm Panel COM	\$80/arm
SO-MCF	Metal Cap on Hip Foot Rail	\$75.00



1023 mercer side chairs	dimensions	zone	com	a	b	c	d	e	f	g	yds	wt
<b>1023</b> 	W: 23.50	WC	991	1115	1163	1201	1229	1277	1324	1353	1.75	25
	D: 23.75	2	1090	1214	1262	1300	1328	1376	1423	1452		
	H: 31.00	3	1110	1234	1281	1319	1348	1395	1443	1472		
	SH: 18.00	4	1130	1253	1301	1339	1367	1415	1463	1491		
	AH: 25.00	5	1150	1274	1320	1359	1388	1435	1482	1511		
<b>1023-2</b> 	W: 45.25	WC	1923	2170	2265	2341	2399	2493	2589	2645	3.5	50
	D: 23.75	2	2115	2362	2457	2533	2590	2685	2780	2838		
	H: 31.00	3	2153	2401	2495	2571	2629	2724	2819	2876		
	SH: 18.00	4	2192	2439	2534	2610	2667	2763	2857	2915		
	AH: 25.00	5	2230	2478	2572	2649	2706	2801	2896	2953		
<b>1023-3</b> 	W: 67.00	WC	2913	3283	3427	3541	3626	3769	3911	3997	5.25	75
	D: 23.75	2	3204	3574	3718	3832	3917	4060	4203	4289		
	H: 31.00	3	3263	3633	3776	3890	3976	4118	4260	4346		
	SH: 18.00	4	3320	3691	3834	3948	4033	4177	4319	4405		
	AH: 25.00	5	3379	3749	3892	4006	4092	4234	4378	4462		
<b>1023-hip</b> 	W: 23.50	WC	1317	1441	1489	1527	1555	1603	1650	1679	1.75	32
	D: 23.75	2	1449	1573	1620	1658	1687	1735	1781	1811		
	H: 37.00	3	1475	1599	1647	1685	1713	1761	1808	1837		
	SH: 24.00	4	1502	1625	1673	1711	1739	1787	1835	1863		
	AH: 31.00	5	1528	1652	1699	1737	1766	1813	1861	1889		
<b>1023-bar30</b> 	W: 33.50	WC	1290	1538	1632	1708	1766	1861	1956	2013	3.5	34
	D: 23.75	2	1419	1666	1762	1838	1894	1990	2084	2142		
	H: 31.00	3	1444	1692	1787	1863	1920	2015	2111	2167		
	SH: 18.00	4	1470	1718	1813	1889	1946	2041	2137	2193		
	AH: 25.00	5	1497	1743	1839	1915	1971	2067	2162	2219		
<b>1023-bar40</b> 	W: 43.50	WC	1372	1619	1714	1790	1848	1942	2038	2094	3.5	40
	D: 23.75	2	1508	1756	1851	1927	1984	2079	2175	2231		
	H: 31.00	3	1536	1783	1878	1954	2012	2106	2202	2258		
	SH: 18.00	4	1564	1811	1906	1982	2039	2134	2229	2287		
	AH: 25.00	5	1591	1838	1933	2009	2066	2162	2256	2314		