


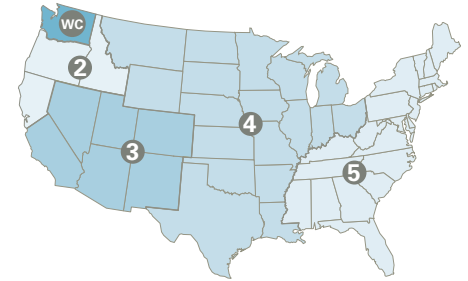
medina side chairs















SEATING OPTIONS

SO-CAL133	Cal 133 specifications	\$80.00
SO-MB	Moisture Barrier applied to seat only	\$50.00/cushion
SO-ILT	In Line Table: 24W x 18D x 18H	\$550.00
SO-ETA	Table attached at end of seating 24W x 18D x 18H	\$700.00
SO-CT	Corner Table, attached 20 x 24 x 18H	\$800.00
SO-MFA	Multiple Fabrics applied	\$55.00/cushion
SO-CS	Custom Stain	10% or \$350 net
SO-GS	 Green Series (FSC Certified)	add 6%

MEDINA SEATING OPTIONS

SO-2020-A	Armless Frame	no charge
SO-2025	Metal Accent Bars	\$60/arm
SO-2026	Metal Accent Bars & Arm Caps	\$120/arm
SO-2027	Metal Arm Caps	\$60/arm
SO-2028	Upholstered Arm Panel COM	\$60/arm
SO-2029	Fully Upholstered Arm COM	\$50/arm
SO-SS-AC	Solid Surface Arm Caps	\$100/arm
SO-MCF	Metal Cap on Hip Foot Rail	\$75.00



2020	medina side chairs	dimensions	zone	com	a	b	c	d	e	f	g	h	yds	wt
		W: 23.50	WC	964	1053	1087	1114	1134	1168	1202	1248	1333	1.25	25
		D: 24.00	2	1061	1150	1183	1211	1231	1265	1298	1345	1430		
		H: 32.00	3	1080	1169	1203	1230	1250	1284	1318	1364	1449		
		SH: 18.00	4	1099	1188	1222	1249	1269	1303	1337	1383	1468		
		AH: 25.00	5	1119	1207	1241	1269	1289	1322	1356	1402	1487		
		W: 45.25	WC	1829	2006	2074	2129	2169	2236	2304	2396	2566	2.5	50
		D: 24.00	2	2012	2189	2257	2312	2352	2419	2487	2579	2749		
		H: 32.00	3	2048	2226	2293	2348	2388	2456	2523	2616	2786		
		SH: 18.00	4	2085	2263	2330	2385	2425	2493	2560	2653	2823		
		AH: 25.00	5	2122	2299	2367	2422	2462	2529	2597	2689	2859		
		W: 67.00	WC	2792	3058	3160	3242	3302	3403	3505	3643	3898	3.75	75
		D: 24.00	2	3071	3338	3439	3521	3581	3683	3784	3923	4178		
		H: 32.00	3	3127	3393	3495	3577	3637	3738	3840	3978	4233		
		SH: 18.00	4	3183	3449	3551	3633	3693	3794	3896	4034	4289		
		AH: 25.00	5	3239	3505	3606	3689	3749	3850	3951	4090	4345		
		W: 23.50	WC	1329	1418	1452	1479	1499	1533	1567	1613	1698	1.25	32
		D: 24.00	2	1462	1551	1585	1612	1632	1666	1700	1746	1831		
		H: 38.00	3	1489	1578	1611	1639	1659	1693	1726	1773	1858		
		SH: 24.00	4	1516	1604	1638	1666	1686	1719	1753	1799	1884		
		AH: 31.00	5	1542	1631	1665	1692	1712	1746	1780	1826	1911		
		W: 33.50	WC	1299	1441	1495	1539	1571	1625	1679	1753	1889	2.0	34
		D: 24.00	2	1429	1571	1625	1669	1701	1755	1809	1883	2019		
		H: 32.00	3	1455	1597	1651	1695	1727	1781	1835	1909	2045		
		SH: 18.00	4	1481	1623	1677	1721	1753	1807	1861	1935	2071		
		AH: 25.00	5	1507	1649	1703	1747	1779	1833	1887	1961	2097		
		W: 43.50	WC	1390	1532	1586	1630	1662	1716	1770	1844	1980	2.0	40
		D: 24.00	2	1529	1671	1725	1769	1801	1855	1909	1983	2119		
		H: 32.00	3	1557	1699	1753	1797	1829	1883	1937	2011	2147		
		SH: 18.00	4	1585	1727	1781	1825	1857	1911	1965	2039	2175		
		AH: 25.00	5	1612	1754	1808	1852	1884	1938	1992	2066	2202		
		W: 23.50	WC	1327	1416	1450	1477	1497	1531	1565	1611	1696	2.5	40
		D: 24.00	2	1460	1549	1582	1610	1630	1664	1697	1744	1829		
		H: 42.00	3	1486	1575	1609	1636	1656	1690	1724	1770	1855		
		SH: 18.00	4	1513	1602	1636	1663	1683	1717	1751	1797	1882		
		AH: 25.00	5	1540	1628	1662	1690	1710	1743	1777	1823	1908		

