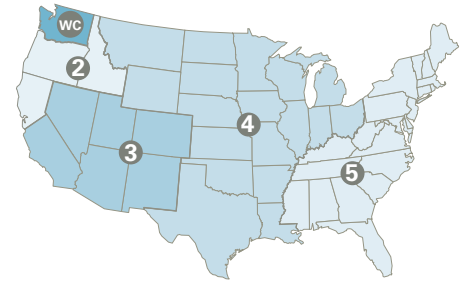



whidbey lounge chairs









LOUNGE CHAIR OPTIONS

LO-CAL-133-LC	Cal 133 specifications/Lounge Chair	\$85
LO-CAL-133-SE	Cal 133 specifications/Settee	\$175
LO-CAL-133-SO	Cal 133 specifications/Sofa	\$220
LO-MB	Moisture Barrier	\$60/Cushion
LO-MFA-LC	Multiple Fabrics applied/Loung Chair	\$55
LO-MFA-SE	Multiple Fabrics applied/Settee	\$80
LO-MFA-SO	Multiple Fabrics applied/Sofa	\$110
LO-CS	Custom Stain	10% or \$350 net
LO-GS	 Green Series (FSC Certified)	add 6%

LOUNGE CHAIR OPTIONS

1050 whidbey lounge chairs dimensions zone com col a b c d e f g h leather yds wt

1050  SIN# 711-16		W: 28.00	WC 1783	1888	2085	2200	2293	2361	2476	2591	2748	3037	3079	4.25	40	
		D: 31.00	2	1961	2066	2263	2378	2471	2539	2654	2769	2926	3215	3258		
		H: 32.00	3	1997	2102	2299	2414	2507	2575	2690	2805	2962	3251	3293		
		SH: 18.00	4	2033	2138	2334	2449	2543	2611	2725	2840	2997	3286	3329		
		AH: 25.00	5	2068	2173	2370	2485	2578	2646	2761	2876	3033	3322	3365		
1050-2  SIN# 711-16		W: 50.00	WC 2325	2430	2858	3060	3225	3345	3548	3750	4028	4538	4613	7.5	65	
		D: 31.00	2	2558	2663	3090	3293	3458	3578	3780	3983	4260	4770	4845		
		H: 32.00	3	2604	2709	3137	3339	3504	3624	3827	4029	4307	4817	4892		
		SH: 18.00	4	2651	2756	3183	3386	3551	3671	3873	4076	4353	4863	4938		
		AH: 25.00	5	2697	2802	3230	3432	3597	3717	3920	4122	4400	4910	4985		
1050-3  SIN# 711-16		W: 73.00	WC 3044	3149	3754	4024	4244	4404	4674	4944	5314	5994	6094	10.0	85	
		D: 31.00	2	3349	3454	4059	4329	4549	4709	4979	5249	5619	6299	6399		
		H: 32.00	3	3409	3514	4119	4389	4609	4769	5039	5309	5679	6359	6459		
		SH: 18.00	4	3470	3575	4180	4450	4670	4830	5100	5370	5740	6420	6520		
		AH: 25.00	5	3531	3636	4241	4511	4731	4891	5161	5431	5801	6481	6581		