



Options for Taylor Series

Please Specify When Ordering


Wood Finishes




NM - Natural Maple




AS - Almond Sapele




TS - Tawny Sapele




AC - Amber Cherry




TM - Truffle Maple




CR - Cherry Roast




HO - Harvest Oak



WO - Weathered Oak




DC - Dakota Cherry




HYB - Honey Beech




BS - Brick Sapele



NO - Natural Oak




SC - Santa Fe Cherry



RM - Royal Maple




JM - Java Maple



LC - Light Cherry




CLM - Caramel Maple



Hs - Hazelnut Sapele

Edge Details and Grommets




-G



-C



-GBLK Black



soft etch



pearl etch



white back painted

Door Glass Inserts

Drawer Pulls



-DP10 Anodized Aluminum



-DP11 Anodized Aluminum



-DP12 Anodized Aluminum



-DP13 Anodized Aluminum

Power Modules



-P-11 In Drawer Power Module


-P-11 In Drawer Power Module come standard with 3 power outlets and 2 power USB outlets



-P-12 Desk Top Power Module

-P-12 Desk Top Power Module come standard with 2 power outlets, 2 power USB outlets and one Cat6 Data Jack. Other Configurations available.

Drawer Pulls




AW - Arctic White




SG - Storm Granite



BN - Bone



AM - Armadillo



MG - Mocha Granite



NM - Navajo Mist