

side chairs

Soft Seating Specifications



Coriander chair frames are made from the finest quality, FAS Grade Lumber available. All frame joints are assembled using mortise and tenon construction. Both joint ends are covered with aliphatic resin wood glue, clamped together under high pressure, and further reinforced with a steel pin. All exterior wood frames are made from Eastern Hard Rock Maple, Oak, or certified Beech.

The upholstered seat frame is constructed from solid core plywood, cut on a CNC router. The inside of the frame is radiused with a ¼" diameter, quarter round to prevent excessive wear on the foam. The seat suspension system is System 80 low stretch, high resistance unidirectional webbing applied using a Matrematic 5000 machine. This machine allows for equal tension on all webbing straps to ensure the same seat softness on all seats. The System 80 webbing is covered with a woven polypropylene. The foam is attached to the seat frame using contact adhesive. The fabric is then applied.

The upholstered back frame is constructed using hardwoods, contoured for comfort and ergonomic posture. System 80 webbing is incorporated into the frame and covered with woven polypropylene. The foam is attached to the back frame using contact adhesive. The fabric is then applied.

Coriander Designs uses premium high density, high resilient foam cushioning. The foam is designed to cradle the body contours, without compromising support. All foam used at Coriander Designs passes California's rigid standards for flame resistance; Ca117. All our foam is CFC free.

Coriander Designs uses only the highest quality materials available for all our finishes. All stains are applied by hand and allowed to air dry. The frame is then sprayed with a sealer coat of catalyzed varnish. After the sealer coat is dry, the frame is hand sanded using 400 grit paper and 4 additional top coats of catalyzed varnish is applied. The frame is hand sanded between each top coat. The catalyzed varnish is a high solid, water-white conversion varnish with a UV block.

Effective February 2022, add a 10% temporary freight surcharge to pricing for zones 2-5.

kelsey side chairs

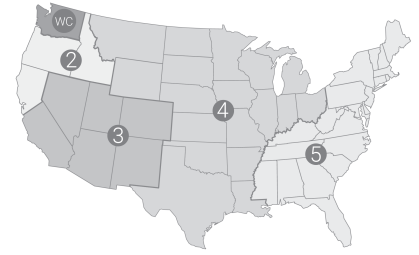


SEATING OPTIONS

SO-CAL-133	Cal 133 Specifications	\$110.00
SO-MB	Moisure Barrier (seat only) (per cushion)	\$75.00
SO-MFA	Multiple Fabrics applied	\$80.00
SO-CS	Custom Stain	\$875.00
SO-GS	Green Series (FSC Certified)	call for price

KELSEY SEATING OPTIONS (price per arm)

SO-SS-AC	Solid Surface Arm Caps 2080	\$200.00
SO-SS-ACX	Solid Surface Arm Caps 2081	\$260.00



2080 kelsey side chair		dimensions	zone	com	a	b	c	d	e	f	g	h	yrds	wt
2080 		W: 22.00	WC	1067	1209	1263	1307	1339	1393	1447	1521	1657	2.00	15
		D: 24.00	2	1174	1316	1370	1414	1446	1500	1554	1628	1764		
		H: 32.00	3	1195	1337	1391	1435	1467	1521	1575	1649	1785		
		SH: 18:00	4	1217	1359	1413	1457	1489	1543	1597	1671	1807		
		AH: 25:00	5	1238	1380	1434	1478	1510	1564	1618	1692	1828		

2081 kelsey side chair with back detail		dimensions	zone	com	a	b	c	d	e	f	g	h	yrds	wt
2081 		W: 22.00	WC	1184	1309	1356	1394	1422	1470	1517	1582	1701	1.75	15
		D: 24.00	2	1303	1427	1474	1513	1541	1588	1635	1700	1819		
		H: 32.00	3	1326	1451	1498	1536	1564	1612	1659	1724	1843		
		SH: 18:00	4	1350	1474	1522	1560	1588	1635	1683	1747	1866		
		AH: 25:00	5	1374	1498	1545	1584	1612	1659	1706	1771	1890		

Effective February 2022, add a 10% temporary freight surcharge to pricing for zones 2-5.

kendall side chairs

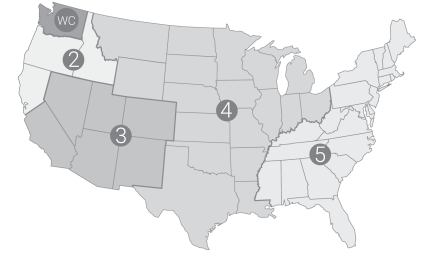


SEATING OPTIONS

SO-CAL-133	Cal 133 Specifications	\$110.00
SO-MB	Moisure Barrier (seat only) (per cushion)	\$75.00
SO-ILT	In Line Table: 24w x 18d x 18H	\$735.00
SO-ETA	Table attached at end of seating 24w x 18d x 18d	\$930.00
SO-CT	Corner Table, attached 20 x 24 x 18h	\$1,065.00
SO-MFA	Multiple Fabrics applied	\$80.00
SO-CS	Custom Stain	\$875.00
SO-GS	Green Series (FSC Certified)	call for price

KENDALL SEATING OPTIONS (price per arm)

SO-2031	Full Wood Arm Detail	no charge
SO-SS-AC	Solid Surface Arm Caps	\$200.00
SO-MCF	Metal Cap on Hip Foot Rail	\$100.00



2030 kendall side chairs		dimensions	zone	com	a	b	c	d	e	f	g	h	yrds	wt
	W: 23.38	WC	1189	1295	1336	1369	1393	1433	1474	1529	1631	1.50	24	
	D: 27.00	2	1308	1414	1455	1488	1512	1552	1593	1648	1750			
	H: 33.00	3	1331	1438	1478	1511	1535	1576	1616	1672	1774			
	SH: 18.00	4	1355	1462	1502	1535	1559	1600	1640	1696	1798			
	AH: 27.00	5	1379	1485	1526	1559	1583	1623	1664	1719	1821			
	W: 27.38	WC	1303	1410	1450	1483	1507	1548	1588	1644	1746	1.50	25	
	D: 27.00	2	1433	1540	1580	1613	1637	1678	1718	1774	1876			
	H: 33.00	3	1460	1566	1607	1640	1664	1704	1745	1800	1902			
	SH: 18.00	4	1486	1592	1633	1666	1690	1730	1771	1826	1928			
	AH: 27.00	5	1512	1618	1659	1692	1716	1756	1797	1852	1954			
	W: 44.50	WC	2277	2490	2571	2637	2685	2766	2847	2958	3162	3.00	50	
	D: 27.00	2	2504	2717	2798	2864	2912	2993	3074	3185	3389			
	H: 33.00	3	2550	2763	2844	2910	2958	3039	3120	3231	3435			
	SH: 18.00	4	2595	2808	2889	2955	3003	3084	3165	3276	3480			
	AH: 27.00	5	2641	2854	2935	3001	3049	3130	3211	3322	3526			
	W: 66.63	WC	3475	3777	3892	3985	4053	4168	4283	4440	4729	4.25	75	
	D: 27.00	2	3823	4124	4239	4333	4401	4515	4630	4787	5076			
	H: 33.00	3	3892	4194	4309	4402	4470	4585	4700	4857	5146			
	SH: 18.00	4	3962	4263	4378	4472	4540	4654	4769	4926	5215			
	AH: 27.00	5	4031	4333	4448	4541	4609	4724	4839	4996	5285			
	W: 23.38	WC	1618	1725	1765	1798	1822	1863	1903	1959	2061	1.50	32	
	D: 27.00	2	1780	1887	1927	1960	1984	2025	2065	2121	2223			
	H: 40.00	3	1812	1919	1959	1992	2016	2057	2097	2153	2255			
	SH: 24.50	4	1845	1951	1992	2025	2049	2089	2130	2185	2287			
	AH: 33.00	5	1877	1984	2024	2057	2081	2122	2162	2218	2320			
	W: 33.50	WC	1583	1742	1803	1853	1889	1949	2010	2093	2246	2.25	34	
	D: 27.00	2	1741	1901	1961	2011	2047	2108	2168	2252	2405			
	H: 33.00	3	1773	1932	1993	2043	2079	2139	2200	2283	2436			
	SH: 18.00	4	1804	1964	2025	2074	2110	2171	2232	2315	2468			
	AH: 27.00	5	1836	1996	2056	2106	2142	2203	2263	2347	2500			
	W: 43.50	WC	1689	1885	1959	2019	2063	2138	2212	2314	2501	2.75	40	
	D: 27.00	2	1858	2054	2128	2188	2232	2307	2381	2483	2670			
	H: 33.00	3	1892	2087	2162	2222	2266	2340	2415	2516	2703			
	SH: 18.00	4	1926	2121	2195	2256	2300	2374	2448	2550	2737			
	AH: 27.00	5	1960	2155	2229	2290	2334	2408	2482	2584	2771			

Effective February 2022, add a 10% temporary freight surcharge to pricing for zones 2-5.

lynden side chairs

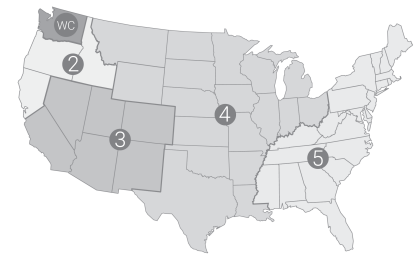














SEATING OPTIONS

SO-CAL-133	Cal 133 Specifications	\$110.00
SO-MB	Moisure Barrier (seat only) (per cushion)	\$75.00
SO-ILT	In Line Table: 24w x 18d x 18H	\$585.00
SO-ETA	Table attached at end of seating 24w x 18d x 18d	\$795.00
SO-CT	Corner Table, attached 20 x 24 x 18h	\$795.00
SO-MFA	Multiple Fabrics applied	\$80.00
SO-CS	Custom Stain	\$875.00
SO-GS	Green Series (FSC Certified)	call for price

LYNDEN SEATING OPTIONS (price per arm)

SO-SS-AC	Solid Surface Arm Caps	\$200.00
----------	------------------------	----------



2040 lynden side chairs		dimensions	zone	com	a	b	c	d	e	f	g	h	yrds	wt
 	W: 23:50	WC	1249	1338	1372	1399	1419	1453	1487	1533	1618	1.25	22	
	D: 24.00	2	1374	1463	1497	1524	1544	1578	1612	1658	1743			
	H: 32.00	3	1399	1488	1522	1549	1569	1603	1637	1683	1768			
	SH: 18:00	4	1424	1513	1547	1574	1594	1628	1662	1708	1793			
	AH: 25:00	5	1449	1538	1572	1599	1619	1653	1687	1733	1818			
 	W: 45:25	WC	2361	2521	2581	2631	2667	2728	2788	2872	3025	2.25	47	
	D: 24.00	2	2597	2757	2818	2867	2903	2964	3025	3108	3261			
	H: 32.00	3	2644	2804	2865	2914	2950	3011	3072	3155	3308			
	SH: 18:00	4	2692	2851	2912	2962	2998	3058	3119	3202	3355			
	AH: 25:00	5	2739	2898	2959	3009	3045	3105	3166	3249	3402			
 	W: 67:00	WC	3588	3819	3907	3978	4030	4118	4206	4326	4547	3.25	66	
	D: 24.00	2	3947	4178	4266	4337	4389	4477	4565	4685	4906			
	H: 32.00	3	4019	4250	4337	4409	4461	4549	4636	4757	4978			
	SH: 18:00	4	4091	4321	4409	4481	4533	4620	4708	4828	5049			
	AH: 25:00	5	4162	4393	4481	4552	4604	4692	4780	4900	5121			
 	W: 23:50	WC	1680	1769	1803	1830	1850	1884	1918	1964	2049	1.25	32	
	D: 24.00	2	1848	1937	1971	1998	2018	2052	2086	2132	2217			
	H: 37.00	3	1882	1971	2004	2032	2052	2086	2119	2166	2251			
	SH: 24:00	4	1915	2004	2038	2065	2085	2119	2153	2199	2284			
	AH: 31:00	5	1949	2038	2072	2099	2119	2153	2187	2233	2318			
 	W: 33:50	WC	1714	1856	1910	1954	1986	2040	2094	2168	2304	2.00	34	
	D: 24.00	2	1886	2028	2082	2126	2158	2212	2266	2340	2476			
	H: 32.00	3	1920	2062	2116	2160	2192	2246	2300	2374	2510			
	SH: 18:00	4	1954	2096	2150	2194	2226	2280	2334	2408	2544			
	AH: 25:00	5	1989	2131	2185	2229	2261	2315	2369	2443	2579			
 	W: 43:50	WC	1845	1987	2041	2085	2117	2171	2225	2299	2435	2.00	40	
	D: 24.00	2	2029	2171	2225	2269	2301	2355	2409	2483	2619			
	H: 32.00	3	2066	2208	2262	2306	2338	2392	2446	2520	2656			
	SH: 18:00	4	2103	2245	2299	2343	2375	2429	2483	2557	2693			
	AH: 25:00	5	2140	2282	2336	2380	2412	2466	2520	2594	2730			

Effective February 2022, add a 10% temporary freight surcharge to pricing for zones 2-5.

medina side chairs

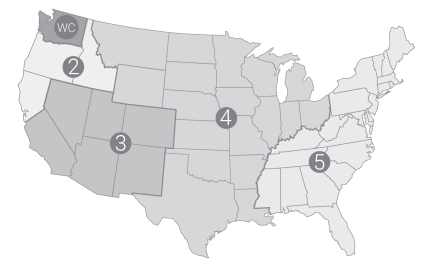


SEATING OPTIONS

SO-CAL-133	Cal 133 Specifications	\$110.00
SO-MB	Moisure Barrier (seat only) (per cushion)	\$75.00
SO-ILT	In Line Table: 24w x 18d x 18H	\$735.00
SO-ETA	Table attached at end of seating 24w x 18d x 18d	\$780.00
SO-CT	Corner Table, attached 20 x 24 x 18h	\$1,065.00
SO-MFA	Multiple Fabrics applied	\$80.00
SO-CS	Custom Stain	\$875.00
SO-GS	Green Series (FSC Certified)	call for price

MEDINA SEATING OPTIONS (price per arm)

SO-2020A	Armless Frame	no charge
SO-2025	Metal Accent Bars	\$85.00
SO-2026	Metal Accent Bars & Arm Caps	\$165.00
SO-2027	Metal Arm Caps	\$85.00
SO-2028	Upholstered Arm Panel COM	\$85.00
SO-2029	Fully Upholstered Arm COM	\$75.00
SO-SS-AC	Solid Surface Arm Caps	\$200.00
SO-MCF	Metal Cap on Hip Foot Rail	\$100.00



2020 medina side chairs	dimensions	zone	com	a	b	c	d	e	f	g	h	yrds	wt
	W: 23:50	WC	1135	1223	1257	1285	1305	1338	1372	1418	1503	1.25	25
	D: 24:00	2	1248	1337	1371	1398	1418	1452	1486	1532	1617		
	H: 32:00	3	1271	1360	1393	1421	1441	1475	1508	1555	1640		
	SH: 18:00	4	1293	1382	1416	1443	1463	1497	1531	1577	1662		
	AH: 25:00	5	1316	1405	1439	1466	1486	1520	1554	1600	1685		
	W: 45:25	WC	2152	2330	2397	2452	2492	2560	2627	2720	2890	2.50	50
	D: 24:00	2	2367	2545	2612	2667	2707	2775	2842	2935	3105		
	H: 32:00	3	2410	2588	2655	2710	2750	2818	2885	2978	3148		
	SH: 18:00	4	2453	2631	2698	2753	2793	2861	2928	3021	3191		
	AH: 25:00	5	2496	2674	2741	2796	2836	2904	2971	3064	3234		
	W: 67:00	WC	3285	3551	3653	3735	3795	3896	3998	4136	4391	3.75	75
	D: 24:00	2	3614	3880	3981	4064	4124	4225	4326	4465	4720		
	H: 32:00	3	3679	3946	4047	4129	4189	4291	4392	4531	4786		
	SH: 18:00	4	3745	4011	4113	4195	4255	4356	4458	4596	4851		
	AH: 25:00	5	3811	4077	4178	4261	4321	4422	4523	4662	4917		
	W: 23:50	WC	1564	1653	1687	1714	1734	1768	1802	1848	1933	1.25	32
	D: 24:00	2	1721	1809	1843	1871	1891	1924	1958	2004	2089		
	H: 38:00	3	1752	1841	1874	1902	1922	1956	1989	2036	2121		
	SH: 24:00	4	1783	1872	1906	1933	1953	1987	2021	2067	2152		
	AH: 31:00	5	1814	1903	1937	1964	1984	2018	2052	2098	2183		
	W: 33:50	WC	1529	1671	1725	1769	1801	1855	1909	1983	2119	2.00	34
	D: 24:00	2	1682	1824	1878	1922	1954	2008	2062	2136	2272		
	H: 32:00	3	1712	1854	1908	1952	1984	2038	2092	2166	2302		
	SH: 18:00	4	1743	1885	1939	1983	2015	2069	2123	2197	2333		
	AH: 25:00	5	1773	1915	1969	2013	2045	2099	2153	2227	2363		
	W: 43:50	WC	1635	1777	1831	1875	1907	1961	2015	2089	2225	2.00	40
	D: 24:00	2	1799	1941	1995	2039	2071	2125	2179	2253	2389		
	H: 32:00	3	1831	1973	2027	2071	2103	2157	2211	2285	2421		
	SH: 18:00	4	1864	2006	2060	2104	2136	2190	2244	2318	2454		
	AH: 25:00	5	1897	2039	2093	2137	2169	2223	2277	2351	2487		
	W: 23:50	WC	1562	1650	1684	1712	1732	1765	1799	1845	1930	1.25	40
	D: 24:00	2	1718	1806	1840	1868	1888	1921	1955	2001	2086		
	H: 42:00	3	1749	1838	1871	1899	1919	1953	1986	2033	2118		
	SH: 18:00	4	1780	1869	1903	1930	1950	1984	2018	2064	2149		
	AH: 25:00	5	1811	1900	1934	1961	1981	2015	2049	2095	2180		

Effective February 2022, add a 10% temporary freight surcharge to pricing for zones 2-5.

mercer side chairs

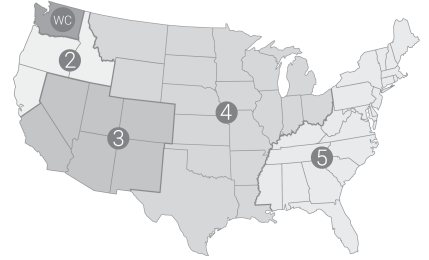


SEATING OPTIONS

SO-CAL-133	Cal 133 Specifications	\$110.00
SO-MB	Moisure Barrier (seat only) (per cushion)	\$75.00
SO-ILT	In Line Table: 24w x 18d x 18H	\$735.00
SO-ETA	Table attached at end of seating 24w x 18d x 18d	\$780.00
SO-CT	Corner Table, attached 20 x 24 x 18h	\$1,065.00
SO-MFA	Multiple Fabrics applied	\$80.00
SO-CS	Custom Stain	\$875.00
SO-GS	Green Series (FSC Certified)	call for price

MERCER SEATING OPTIONS (price per arm) (COM)

SO-1024	Upholstered Arm Panel COM	\$85.00
SO-1026	Swooped Upholstered Arm Panel	\$110.00
SO-MCF	Metal Cap on Hip Foot Rail	\$100.00



1023 mercer side chairs	dimensions	zone	com	a	b	c	d	e	f	g	h	yrds	wt
 	W: 23:50	WC	1306	1430	1477	1516	1544	1591	1638	1703	1822	1.75	25
	D: 23.75	2	1437	1561	1608	1647	1675	1722	1769	1834	1953		
	H: 31:00	3	1463	1587	1634	1673	1701	1748	1795	1860	1979		
	SH: 18:00	4	1489	1613	1660	1699	1727	1774	1821	1886	2005		
	AH: 25:00	5	1515	1639	1686	1725	1753	1800	1847	1912	2031		
 	W: 42.25	WC	2534	2783	2877	2954	3010	3105	3199	3329	3567	3.50	50
	D: 23.75	2	2788	3036	3131	3208	3264	3358	3453	3582	3820		
	H: 31:00	3	2838	3087	3181	3258	3314	3409	3503	3633	3871		
	SH: 18:00	4	2889	3137	3232	3309	3365	3459	3554	3683	3921		
	AH: 25:00	5	2940	3188	3283	3360	3416	3510	3605	3734	3972		
 	W: 67.00	WC	3838	4211	4353	4468	4552	4694	4836	5030	5387	5.25	75
	D: 23.75	2	4222	4595	4737	4852	4936	5078	5220	5414	5771		
	H: 31:00	3	4299	4672	4813	4929	5013	5155	5296	5491	5848		
	SH: 18:00	4	4376	4749	4890	5006	5090	5232	5373	5568	5925		
	AH: 25:00	5	4453	4825	4967	5083	5167	5308	5450	5644	6001		
 	W: 23:50	WC	1736	1860	1907	1946	1974	2021	2068	2133	2252	1.75	32
	D: 23.75	2	1909	2033	2081	2119	2147	2194	2242	2306	2425		
	H: 37:00	3	1944	2068	2115	2154	2182	2229	2276	2341	2460		
	SH: 24:00	4	1979	2103	2150	2189	2217	2264	2311	2376	2495		
	AH: 31:00	5	2013	2137	2185	2223	2251	2298	2346	2410	2529		
 	W: 33.50	WC	1700	1948	2043	2120	2176	2270	2365	2494	2732	3.50	34
	D: 23.75	2	1870	2118	2213	2290	2346	2440	2535	2664	2902		
	H: 31:00	3	1904	2152	2247	2324	2380	2474	2569	2698	2936		
	SH: 18:00	4	1938	2186	2281	2358	2414	2508	2603	2732	2970		
	AH: 25:00	5	1972	2220	2315	2392	2448	2542	2637	2766	3004		
 	W: 43.50	WC	1808	2057	2151	2228	2284	2379	2473	2603	2841	3.5	40
	D: 23.75	2	1989	2237	2332	2409	2465	2559	2654	2783	3021		
	H: 31:00	3	2025	2273	2368	2445	2501	2595	2690	2819	3057		
	SH: 18:00	4	2061	2310	2404	2481	2537	2632	2726	2856	3094		
	AH: 25:00	5	2097	2346	2440	2517	2573	2668	2762	2892	3130		

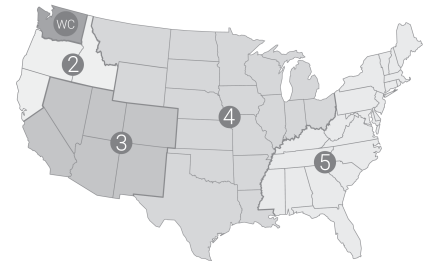
Effective February 2022, add a 10% temporary freight surcharge to pricing for zones 2-5.

polly side chair



SEATING OPTIONS

SO-CAL-133	Cal 133 Specifications	\$110.00
SO-MB	Moisure Barrier (seat only) (per cushion)	\$75.00
SO-MFA	Multiple Fabrics applied	\$80.00
SO-CS	Custom Stain	\$875.00
SO-GS	Green Series (FSC Certified)	call for price



2050 polly side chair	dimensions	zone	com	a	b	c	d	e	f	g	h	yrds	wt
2050	W: 20:00	WC	1395	1466	1493	1515	1531	1558	1585	1622	1690	1.00	15
	D: 22:00	2	1535	1606	1633	1655	1671	1698	1725	1762	1830		
	H: 32:00	3	1562	1633	1660	1682	1698	1725	1752	1789	1857		
	SH: 18:00	4	1590	1661	1688	1710	1726	1753	1780	1817	1885		
		5	1618	1689	1716	1738	1754	1781	1808	1845	1913		

Effective February 2022, add a 10% temporary freight surcharge to pricing for zones 2-5.

ravenna side chairs

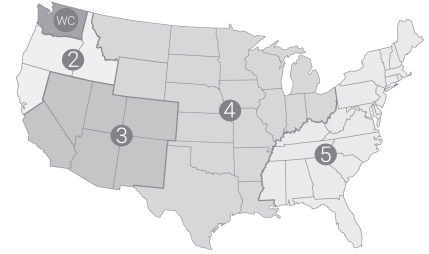


SEATING OPTIONS

SO-CAL-133	Cal 133 Specifications	\$110.00
SO-MB	Moisure Barrier (seat only) (per cushion)	\$75.00
SO-ILT	In Line Table: 24w x 18d x 18H	\$735.00
SO-ETA	Table attached at end of seating 24w x 18d x 18d	\$930.00
SO-CT	Corner Table, attached 20 x 24 x 18h	\$1,065.00
SO-MFA	Multiple Fabrics applied	\$80.00
SO-CS	Custom Stain	\$875.00
SO-GS	Green Series (FSC Certified)	call for price

RAVENNA SEATING OPTIONS (price per arm)

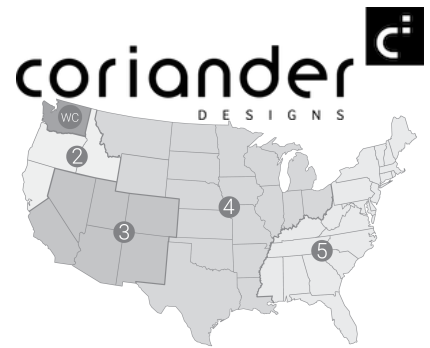
SO-1036	Upholstered Arm Panel COM	\$85.00
---------	---------------------------	---------



1035 ravenna side chairs		dimensions	zone	com	a	b	c	d	e	f	g	h	yrds	wt
		W: 23:25	WC	1211	1335	1382	1421	1449	1496	1543	1608	1727	1.75	24
		D: 28.50	2	1332	1456	1503	1542	1570	1617	1664	1729	1848		
		H: 33.50	3	1356	1480	1528	1566	1594	1641	1689	1753	1872		
		SH: 18:00	4	1380	1504	1552	1590	1618	1665	1713	1777	1896		
		AH: 25:00	5	1404	1529	1576	1614	1642	1690	1737	1802	1921		
		W: 45.25	WC	2323	2536	2617	2683	2731	2812	2893	3004	3208	3.00	50
		D: 28.50	2	2556	2769	2850	2916	2964	3045	3126	3237	3441		
		H: 33.50	3	2602	2815	2896	2962	3010	3091	3172	3283	3487		
		SH: 18:00	4	2648	2861	2942	3008	3056	3137	3218	3329	3533		
		AH: 25:00	5	2695	2908	2989	3055	3103	3184	3265	3376	3580		
		W: 67.00	WC	3543	3845	3960	4053	4121	4236	4351	4508	4797	4.25	75
		D: 28.50	2	3897	4199	4314	4407	4475	4590	4705	4862	5151		
		H: 33.50	3	3968	4270	4385	4478	4546	4661	4776	4933	5222		
		SH: 18:00	4	4039	4341	4456	4549	4617	4732	4847	5004	5293		
		AH: 25:00	5	4110	4412	4527	4620	4688	4803	4918	5075	5364		
		W: 33.50	WC	1605	1783	1850	1905	1945	2013	2080	2173	2343	2.50	34
		D: 28.50	2	1766	1943	2011	2066	2106	2173	2241	2333	2503		
		H: 33.50	3	1798	1975	2043	2098	2138	2205	2273	2365	2535		
		SH: 18:00	4	1830	2007	2075	2130	2170	2237	2305	2397	2567		
		AH: 25:00	5	1862	2039	2107	2162	2202	2269	2337	2429	2599		
		W: 43.50	WC	1713	1926	2007	2073	2121	2202	2283	2394	2598	3.00	40
		D: 28.50	2	1884	2097	2178	2244	2292	2373	2454	2565	2769		
		H: 33.50	3	1919	2132	2213	2279	2327	2408	2489	2600	2804		
		SH: 18:00	4	1953	2166	2247	2313	2361	2442	2523	2634	2838		
		AH: 25:00	5	1987	2200	2281	2347	2395	2476	2557	2668	2872		

Effective February 2022, add a 10% temporary freight surcharge to pricing for zones 2-5.

rocky side chairs

















SEATING OPTIONS

SO-CAL-133	Cal 133 Specifications	\$110.00
SO-MB	Moisure Barrier (seat only) (per cushion)	\$75.00
SO-ILT	In Line Table: 24w x 18d x 18H	\$735.00
SO-ETA	Table attached at end of seating 24w x 18d x 18d	\$930.00
SO-CT	Corner Table, attached 20 x 24 x 18h	\$1,065.00
SO-MFA	Multiple Fabrics applied	\$80.00
SO-CS	Custom Stain	\$875.00
SO-GS	Green Series (FSC Certified)	call for price

ROCKY SEATING OPTIONS (price per arm)

SO-9024	Full Back Cushion	\$85.00
SO-SS-AC	Solid Surface Arm Caps	\$200.00
SO-MCF	Metal Cap on Hip Foot Rail	\$100.00

9023 rocky side chairs		dimensions	zone	com	a	b	c	d	e	f	g	h	yrds	wt
 	W: 23.50	WC	979	1068	1102	1129	1149	1183	1217	1263	1348	1.25	22	
	D: 24.00	2	1077	1166	1199	1227	1247	1281	1314	1361	1446			
	H: 32.00	3	1097	1185	1219	1247	1267	1300	1334	1380	1465			
	SH: 18:00	4	1116	1205	1239	1266	1286	1320	1354	1400	1485			
	AH: 25:00	5	1136	1224	1258	1286	1306	1339	1373	1419	1504			
 	W: 45.25	WC	1842	2002	2063	2112	2148	2209	2270	2353	2506	2.25	40	
	D: 24.00	2	2026	2186	2247	2296	2332	2393	2454	2537	2690			
	H: 32.00	3	2063	2223	2284	2333	2369	2430	2491	2574	2727			
	SH: 18:00	4	2100	2260	2321	2370	2406	2467	2528	2611	2764			
	AH: 25:00	5	2137	2297	2358	2407	2443	2504	2565	2648	2801			
 	W: 67.00	WC	2820	3051	3139	3210	3262	3350	3438	3558	3779	3.25	60	
	D: 24.00	2	3102	3333	3421	3492	3544	3632	3720	3840	4061			
	H: 32.00	3	3158	3389	3477	3548	3600	3688	3776	3896	4117			
	SH: 18:00	4	3215	3446	3533	3605	3657	3745	3832	3953	4174			
	AH: 25:00	5	3271	3502	3590	3661	3713	3801	3889	4009	4230			
 	W: 23.50	WC	1409	1497	1531	1559	1579	1612	1646	1692	1777	1.25	32	
	D: 24.00	2	1549	1638	1672	1699	1719	1753	1787	1833	1918			
	H: 38.00	3	1578	1666	1700	1728	1748	1781	1815	1861	1946			
	SH: 24:00	4	1606	1695	1728	1756	1776	1810	1843	1890	1975			
	AH: 31:00	5	1634	1723	1756	1784	1804	1838	1871	1918	2003			
 	W: 23.50	WC	1373	1515	1569	1613	1645	1699	1753	1827	1963	2.00	34	
	D: 24.00	2	1510	1652	1706	1750	1782	1836	1890	1964	2100			
	H: 32.00	3	1538	1680	1734	1778	1810	1864	1918	1992	2128			
	SH: 18:00	4	1565	1707	1761	1805	1837	1891	1945	2019	2155			
	AH: 25:00	5	1593	1735	1789	1833	1865	1919	1973	2047	2183			
 	W: 43.50	WC	1481	1623	1677	1721	1753	1807	1861	1935	2071	2.00	39	
	D: 24.00	2	1629	1771	1825	1869	1901	1955	2009	2083	2219			
	H: 32.00	3	1658	1800	1854	1898	1930	1984	2038	2112	2248			
	SH: 18:00	4	1688	1830	1884	1928	1960	2014	2068	2142	2278			
	AH: 25:00	5	1718	1860	1914	1958	1990	2044	2098	2172	2308			
 	W: 23.50	WC	1430	1589	1650	1700	1736	1796	1857	1940	2093	2.25	32	
	D: 24.00	2	1573	1732	1793	1843	1879	1939	2000	2083	2236			
	H: 42.00	3	1601	1761	1822	1871	1907	1968	2029	2112	2265			
	SH: 18:00	4	1630	1790	1850	1900	1936	1997	2057	2141	2294			
	AH: 25:00	5	1658	1818	1879	1928	1964	2025	2086	2169	2322			

Effective February 2022, add a 10% temporary freight surcharge to pricing for zones 2-5.

sodo side chairs

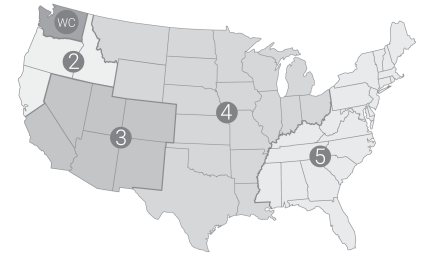


SEATING OPTIONS

SO-CAL-133	Cal 133 Specifications	\$110.00
SO-MB	Moisure Barrier (seat only) (per cushion)	\$75.00
SO-ILT	In Line Table: 24w x 18d x 18H	\$735.00
SO-ETA	Table attached at end of seating 24w x 18d x 18d	\$780.00
SO-CT	Corner Table, attached 20 x 24 x 18h	\$1,065.00
SO-MFA	Multiple Fabrics applied	\$80.00
SO-CS	Custom Stain	\$875.00
SO-GS	Green Series (FSC Certified)	call for price

SODO SEATING OPTIONS (price per arm)

SO-2022	Upholstered Arm Panel COM	\$85.00
SO-SS-AC	Solid Surface Arm Caps	\$200.00
SO-2023	Straight Legs	no charge
SO-MCF	Metal Cap on Hip Foot Rail	\$100.00



2021 sodo side chairs

		dimensions	zone	com	a	b	c	d	e	f	g	h	yrds	wt
	W: 23:50	WC	1049	1138	1171	1199	1219	1253	1286	1333	1418	1.25	22	
	D: 23.50	2	1154	1243	1276	1304	1324	1358	1391	1438	1523			
	H: 32:00	3	1175	1264	1297	1325	1345	1379	1412	1459	1544			
	SH: 18:00	4	1196	1285	1318	1346	1366	1400	1433	1480	1565			
	AH: 25:00	5	1217	1306	1339	1367	1387	1421	1454	1501	1586			
	W: 45.25	WC	1980	2140	2201	2250	2286	2347	2408	2491	2644	2.25	47	
	D: 23.50	2	2178	2338	2399	2448	2484	2545	2606	2689	2842			
	H: 32:00	3	2218	2378	2438	2488	2524	2585	2645	2729	2882			
	SH: 18:00	4	2257	2417	2478	2527	2563	2624	2685	2768	2921			
	AH: 25:00	5	2297	2457	2518	2567	2603	2664	2725	2808	2961			
	W: 67.00	WC	3031	3262	3349	3421	3473	3561	3648	3769	3990	3.25	66	
	D: 23.50	2	3334	3565	3653	3724	3776	3864	3952	4072	4293			
	H: 32:00	3	3395	3625	3713	3785	3837	3924	4012	4132	4353			
	SH: 18:00	4	3455	3686	3774	3845	3897	3985	4073	4193	4414			
	AH: 25:00	5	3516	3747	3834	3906	3958	4046	4133	4254	4475			
	W: 23.50	WC	1479	1567	1601	1629	1649	1682	1716	1762	1847	1.25	32	
	D: 23.50	2	1626	1715	1749	1776	1796	1830	1864	1910	1995			
	H: 37:00	3	1656	1745	1778	1806	1826	1860	1893	1940	2025			
	SH: 24:00	4	1686	1774	1808	1836	1856	1889	1923	1969	2054			
	AH: 31:00	5	1715	1804	1838	1865	1885	1919	1953	1999	2084			
	W: 33.50	WC	1442	1584	1638	1682	1714	1768	1822	1896	2032	2.00	34	
	D: 23.50	2	1586	1728	1782	1826	1858	1912	1966	2040	2176			
	H: 32:00	3	1615	1757	1811	1855	1887	1941	1995	2069	2205			
	SH: 18:00	4	1643	1785	1839	1883	1915	1969	2023	2097	2233			
	AH: 25:00	5	1672	1814	1868	1912	1944	1998	2052	2126	2262			
	W: 43.50	WC	1550	1692	1746	1790	1822	1876	1930	2004	2140	2.00	40	
	D: 23.50	2	1705	1847	1901	1945	1977	2031	2085	2159	2295			
	H: 32:00	3	1736	1878	1932	1976	2008	2062	2116	2190	2326			
	SH: 18:00	4	1766	1908	1962	2006	2038	2092	2146	2220	2356			
	AH: 25:00	5	1797	1939	1993	2037	2069	2123	2177	2251	2387			