



# Cascade Series 2023 Price Guide



Effective January 1, 2023

# Cascade Series Specifications



Manufactured using the highest grade veneers and hardwood solids with our 'Coriander Finish' that exceeds industry standards. We can also incorporate any high pressure laminate into the work surfaces to meet your design needs.

Work surfaces are made from 1 ¼" industrial grade wood core material with 'A' grade veneer or high pressure laminate tops and gator-backed balancing sheets. There is an option of three different user edge profiles in solid hardwood for the Cascade series.

Cabinet sides, drawer faces and modesty panels are made from ¾" industrial grade wood core material with A-1 graded veneers. Fully finished sides and backs are a standard feature of the Cascade series.

Drawers are constructed using ½" thick 7 ply maple plywood sides and a ¼" thick maple plywood bottom. Locks are standard on all pedestal drawers.

File drawer slides have a 150 lb. rating with a 1" over travel and steel ball bearings.

Box drawer slides have a 100 lb. rating and a one inch over travel extension.

Adaptive dampening soft close hinges are standard on all Premier series doors.

All components are cut, edge banded and bored using computer controlled equipment with dowel pin joinery as standard. This guarantees optimal strength and durability with the highest level of precision.

A stain / seal coat of high solids - water white varnish, including a UV Block, is applied, followed by four coats of 20% sheen varnish with hand sanding between each coat.

Modesty panels are connected using Mod-Ease Clips for easy, secure installation.

All Cascade products are available in Corianders' standard wood species and finishes. In addition to our standard finish options, we also offer custom colors.



Typical 1 - Weathered Oak - DP6 Drawer Pulls

Total List \$29,728 Will Call

**Models**

- 1) C-3672-1-2 Cascade 72"x 36" Desk with Box/Box PED and File/File Ped  
\$5581 list ea
- 1) C-24108C-3-5-7-T Cascade 108"x24" Credenza with BBF/Lat Multi File, 2 Drawer Lat, Storage Cabinet with Pull out Trash  
\$9808 list ea
- 1) C-108H4M-PMM 108" Wide Hutch with 4 Metal Doors, Paper Management with Metal Accent, 4 Open Adjustable Shelves and 1 Fixed Shelf and 2 Doors Storage Cabinet with 3 adjustable shelves  
-AS-2DS  
\$13279 list ea
- 1) CGO-LED-31 31" LED Task Light  
\$610 list ea
- 1) CGO-TB-72 72" Tack Board COM  
\$450 list ea





Typical 2 - Brick Sapele - DP11 Drawer Pulls

Total List \$20,225 Will Call

**Models**

- 1) C-36/4272-1 Cascade 72"x 36" Bow Front Desk with Box/Box PED  
\$5509 list ea
- 1) C-2442 Cascade 42"x 24" Bridge Top  
\$966 list ea
- 1) C-MOD-42 Cascade 42"x 26" Bridge Modesty  
\$652 list ea
- 1) C-2472C-4 Cascade 72"x 24" Credenza with 2 Drawer Lateral File  
\$3486 list ea
- 1) C-72H4M-PMM 72" Wide Hutch with 4 Metal Doors with Adjustable Shelves and Paper Management with Metal Accent  
\$8552 list ea
- 1) CGO-LED-31 31" LED Task Light  
\$610 list ea
- 1) CGO-TB-72 72" Tack Board COM  
\$450 list ea




# Options for Cascade Series


Please Specify When Ordering



standard solid surface finishes



designer white (SSDW)



antique white (SSAW)

tackboard fabrics



sandstone (TBS)



dark grey (TBDG)



light grey (TBLG)

power mods



### Cove 2 Power

- In Surface Power Module
- 2 power outlets & 2 powered USB-A outlets
  - Tamper-Resistant Receptacles
  - 5.75" x 2.50"
  - Other Configurations Available



### Ashley Duo Under

- Under Desk Power Module
- 2 power outlets, 1 powered USB-A & 1 powered USB-C
  - 6.00" x 1.81"
  - Other Configurations Available



### Cove Round 1 Power 2 USB-A

- In Surface Power Module
- 1 power outlet & 2 powered USB-A outlets
  - Tamper Resistant Receptacle
  - 5.25" Diameter
  - Other Configurations Available




### Cove Round 2 Power

- In Surface Power Module
- 2 power outlets
  - Tamper Resistant Receptacles
  - 5.25" Diameter
  - Other Configurations Available


finishes



white powder coat



silver powder coat



black powder coat



# Options for Cascade Series


Please Specify When Ordering



2" grommets



GPB  
2" Black Plastic  
Grommet



GMB  
2" Black Metal  
Grommet



GMN  
2" Nickel Metal  
Grommet



GMC  
2" Chrome Metal  
Grommet

profile A metal doors



MDPA-BS  
Brushed Steel



MDPA-AA  
Anodized Aluminum



MDPA-BA  
Black Aluminum



MDPA-WA  
White Aluminum

profile B metal doors



MDPB-BS  
Brushed Steel



MDPB-AA  
Anodized Aluminum



MDPB-BA  
Black Aluminum



MDPB-WA  
White Aluminum


glass inserts



soft etch



pearl etch



white back painted

wood edge details



-02 Eased



-08 Bevel



-09 Bead



-10 Dupont



-11 Fluted



-12 Ogee

Specified edge is used on user side only. 02 Eased edge used on all other sides of the configuration.

solid surface edges



-02-SS Eased



-08-SS Bevel

Specified edge is used on user side only. 02-SS Eased edge used on all other sides of the configuration.

# Options for Cascade Series

Please Specify When Ordering



drawer pulls

## DP6 - Metropolitan Pull



**Finish:**  
Anodized Aluminum  
**Sizes:**  
DP6A-AA 6 5/8"  
DP6B-AA 12 15/16"



**Finish:**  
Matte Black Powdercoat  
**Sizes:**  
DP6A-BP 6 5/8"  
DP6B-BP 12 15/16"

## DP7 - Bar Pull



**Finish:**  
Anodized Aluminum  
**Sizes:**  
DP7A-AA 6 5/8"  
DP7B-AA 12 15/16"  
DP7C-AA 23 3/4"



**Finish:**  
Matte Black Powdercoat  
**Sizes:**  
DP7A-BP 6 5/8"  
DP7B-BP 12 15/16"  
DP7C-BP 16 1/4"



**Finish:**  
Stainless Steel  
**Sizes:**  
DP7A-ST 6 5/8"  
DP7B-ST 12 15/16"  
DP7C-ST 16 1/4"



**Finish:**  
Polished Copper  
**Sizes:**  
DP7A-PC 6 5/8"  
DP7B-PC 12 15/16"

## DP10



**Finish:**  
Anodized Aluminum  
**Sizes:**  
DP10A-AA 10"  
DP10B-AA 15"



**Finish:**  
Matte Black Powdercoat  
**Sizes:**  
DP10A-BP 10"  
DP10B-BP 15"

## DP11



**Finish:**  
Anodized Aluminum  
**Sizes:**  
DP11A-AA 5 1/16"  
DP11B-AA 15 1/8"



**Finish:**  
Matte Black Powdercoat  
**Sizes:**  
DP11A-BP 5 1/16"  
DP11B-BP 15 1/8"

## DP14 Tab Pull



**Finish:**  
Anodized Aluminum  
**Sizes:**  
DP14A-AA 4"  
DP14B-AA 17 1/8"



**Finish:**  
Matte Black Powdercoat  
**Sizes:**  
DP14A-BP 4"  
DP14B-BP 17 1/8"



**Finish:**  
Stainless Steel  
**Sizes:**  
DP14A-ST 4"  
DP14B-ST 17 1/8"



**Finish:**  
White Powdercoat  
**Sizes:**  
DP14A-WP 4"  
DP14B-WP 17 1/8"



**Finish:**  
Chrome  
**Sizes:**  
DP14A-CH 4"  
DP14B-CH 17 1/8"

## DP15



**Finish:**  
Brushed Nickel  
**Sizes:**  
DP15A-BN 8"  
DP15B-BN 13"



**Finish:**  
Matte Black Powdercoat  
**Sizes:**  
DP15A-BP 6 5/8"  
DP15B-BP 12 15/16"



**Finish:**  
Stainless Steel  
**Sizes:**  
DP15A-ST 6 5/8"  
DP15B-ST 12 15/16"

## Pull Placement for Cascade Series -Please Specify When Ordering

### Centered - Standard Pulls



### Centered - Multiple Lat



### Centered - Large Pull Lats



### User Justified - Standard Pulls



### User Justified - Multiple Lat



### User Justified - Large Pull Lats



Effective February 2022, add a 10% temporary freight surcharge to pricing for zones 2-5.

# cascade desks

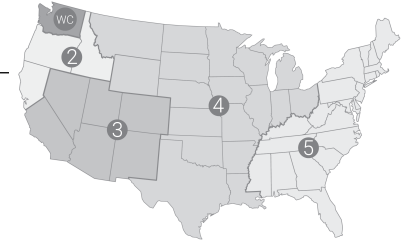


Specify Additional Items Separately

|         |                              |                 |
|---------|------------------------------|-----------------|
| CGO-CD  | Center Drawer (ea)           | \$650.00        |
| CGO-GPB | 2" Grommet Black (ea)        | \$65.00         |
| CGO-GMB | 2" Grommet Black Metal (ea)  | \$110.00        |
| CGO-GMN | 2" Grommet Nickel Metal (ea) | \$110.00        |
| CGO-GMC | 2" Grommet Chrome Metal (ea) | \$110.00        |
| CGO-GS  | Green Series (FSC Certified) | request pricing |

Sample Order:

| Number   | Edge | Finish | Pull |
|----------|------|--------|------|
| C-3672-1 | D    | NM     | DP5  |



Optional Solid Surface Tops

|               |                                      |            |
|---------------|--------------------------------------|------------|
| CGO-SS3072    | 30x72 Solid Surface Desk Top         | \$3,180.00 |
| CGO-SS3672    | 36x72 Solid Surface Desk Top         | \$3,820.00 |
| CGO-SS36/4272 | 36/42x72 Solid Surface Bow Front Top | \$5,010.00 |
| CGO-SS3084    | 30x84 Solid Surface Desk Top         | \$3,710.00 |
| CGO-SS3684    | 36x84 Solid Surface Desk Top         | \$4,455.00 |
| CGO-SS36/4284 | 36/42x84 Solid Surface Bow Front Top | \$5,845.00 |

Desk Power Modules

|                  |  |          |
|------------------|--|----------|
| Cove 2 Power     | In Surface - 2 Power + 2 USB-A         | \$850.00 |
| Cove Round 2Pwr  | In Surface - 2 Power + 2 USB-A         | \$600.00 |
| Cove Round 1Pwr  | In Surface - 1 Power, 2 USB-A          | \$800.00 |
| Ashley Duo Under | Under Surface - 2 Pwr, 1USB-A, 1 USB-C | \$800.00 |

| cascade desks     |  | dimensions                       | description                          | zone | price | wt  |
|-------------------|--|----------------------------------|--------------------------------------|------|-------|-----|
| C-3672-1-2<br>    |  | W: 72.00<br>D: 36.00<br>H: 29.00 | 72" Double Ped Desk BBF/FF           | WC   | 5581  | 330 |
|                   |  |                                  | Specify which side for Ped placement | 2    | 6139  |     |
|                   |  |                                  |                                      | 3    | 6251  |     |
|                   |  |                                  |                                      | 4    | 6362  |     |
|                   |  |                                  |                                      | 5    | 6474  |     |
| C-3672-1<br>      |  | W: 72.00<br>D: 36.00<br>H: 29.00 | 72" Single BBF Ped Desk              | WC   | 5000  | 330 |
|                   |  |                                  | Specify which side for Ped placement | 2    | 5500  |     |
|                   |  |                                  |                                      | 3    | 5600  |     |
|                   |  |                                  |                                      | 4    | 5700  |     |
|                   |  |                                  |                                      | 5    | 5800  |     |
| C-36/4272-1-2<br> |  | W: 72.00<br>D: 42.00<br>H: 29.00 | 72" Bow Front Double Ped Desk BBF/FF | WC   | 6089  | 340 |
|                   |  |                                  | Specify which side for Ped placement | 2    | 6698  |     |
|                   |  |                                  |                                      | 3    | 6819  |     |
|                   |  |                                  |                                      | 4    | 6941  |     |
|                   |  |                                  |                                      | 5    | 7063  |     |
| C-36/4272-1<br>   |  | W: 72.00<br>D: 42.00<br>H: 29.00 | 72" Bow Front Single BBF Ped Desk    | WC   | 5509  | 340 |
|                   |  |                                  | Specify which side for Ped placement | 2    | 6060  |     |
|                   |  |                                  |                                      | 3    | 6170  |     |
|                   |  |                                  |                                      | 4    | 6280  |     |
|                   |  |                                  |                                      | 5    | 6390  |     |
| C-3684-1-2<br>    |  | W: 84.00<br>D: 36.00<br>H: 29.00 | 84" Double Ped Desk BBF/FF           | WC   | 6016  | 360 |
|                   |  |                                  | Specify which side for Ped placement | 2    | 6617  |     |
|                   |  |                                  |                                      | 3    | 6737  |     |
|                   |  |                                  |                                      | 4    | 6858  |     |
|                   |  |                                  |                                      | 5    | 6978  |     |
| C-3684-1<br>      |  | W: 84.00<br>D: 36.00<br>H: 29.00 | 84" Single BBF Ped Desk              | WC   | 5436  | 360 |
|                   |  |                                  | Specify which side for Ped placement | 2    | 5979  |     |
|                   |  |                                  |                                      | 3    | 6088  |     |
|                   |  |                                  |                                      | 4    | 6197  |     |
|                   |  |                                  |                                      | 5    | 6305  |     |
| C-36/4284-1-2<br> |  | W: 84.00<br>D: 42.00<br>H: 29.00 | 84" Bow Front Double Ped Desk BBF/FF | WC   | 6523  | 370 |
|                   |  |                                  | Specify which side for Ped placement | 2    | 7176  |     |
|                   |  |                                  |                                      | 3    | 7306  |     |
|                   |  |                                  |                                      | 4    | 7436  |     |
|                   |  |                                  |                                      | 5    | 7567  |     |



Effective February 2022, add a 10% temporary freight surcharge to pricing for zones 2-5.

# cascade desks

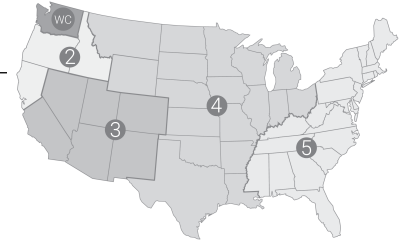


Specify Additional Items Separately

|         |                              |                 |
|---------|------------------------------|-----------------|
| CGO-CD  | Center Drawer (ea)           | \$650.00        |
| CGO-GPB | 2" Grommet Black (ea)        | \$65.00         |
| CGO-GMB | 2" Grommet Black Metal (ea)  | \$110.00        |
| CGO-GMN | 2" Grommet Nickel Metal (ea) | \$110.00        |
| CGO-GMC | 2" Grommet Chrome Metal (ea) | \$110.00        |
| CGO-GS  | Green Series (FSC Certified) | request pricing |

Sample Order:

| Number   | Edge | Finish |
|----------|------|--------|
| C-3672-1 | D    | NM     |



Optional Solid Surface Tops

|               |                                      |            |
|---------------|--------------------------------------|------------|
| CGO-SS3084    | 30x84 Solid Surface Desk Top         | \$3,710.00 |
| CGO-SS3684    | 36x84 Solid Surface Desk Top         | \$4,455.00 |
| CGO-SS36/4284 | 36/42X84 Solid Surface Bow Front Top | \$5,845.00 |
| CGO-SS3096    | 30x96 Solid Surface Desk Top         | \$4,240.00 |
| CGO-SS3696    | 36x96 Solid Surface Desk Top         | \$5,090.00 |
| CGO-SS36/4296 | 36/42X96 Solid Surface Bow Front Top | \$6,680.00 |

Desk Power Modules

|                  |  |          |
|------------------|--|----------|
| Cove 2 Power     | In Surface - 2 Power + 2 USB-A         | \$850.00 |
| Cove Round 2Pwr  | In Surface - 2 Power + 2 USB-A         | \$600.00 |
| Cove Round 1Pwr  | In Surface - 1 Power, 2 USB-A          | \$800.00 |
| Ashley Duo Under | Under Surface - 2 Pwr, 1USB-A, 1 USB-C | \$800.00 |

| cascade desks     |  | dimensions                       | description                                       | zone | price | wt  |
|-------------------|--|----------------------------------|---|------|-------|-----|
| C-36/4284-1<br>   |  | W: 84.00<br>D: 42.00<br>H: 29.00 | 72" Double Ped BBF/FF                             | WC   | 5306  | 370 |
|                   |  |                                  | Specify which side for Ped placement              | 2    | 5837  |     |
|                   |  |                                  |   | 3    | 5943  |     |
|                   |  |                                  |   | 4    | 6049  |     |
|                   |  |                                  |   | 5    | 6155  |     |
| C-3696-1-2<br>    |  | W: 96.00<br>D: 36.00<br>H: 29.00 | 84" Bow Front Single BBF Ped Desk and Support Ped | WC   | 6451  | 390 |
|                   |  |                                  | Specify which side for Ped placement              | 2    | 7096  |     |
|                   |  |                                  |   | 3    | 7225  |     |
|                   |  |                                  |   | 4    | 7354  |     |
|                   |  |                                  |   | 5    | 7483  |     |
| C-3696-1<br>      |  | W: 96.00<br>D: 36.00<br>H: 29.00 | 96" Double Ped Desk BBF/FF                        | WC   | 6016  | 390 |
|                   |  |                                  | Specify which side for Ped placement              | 2    | 6617  |     |
|                   |  |                                  |   | 3    | 6737  |     |
|                   |  |                                  |   | 4    | 6858  |     |
|                   |  |                                  |   | 5    | 6978  |     |
| C-36/4296-1-2<br> |  | W: 96.00<br>D: 42.00<br>H: 29.00 | 96" Single BBF Ped Desk and Support Ped           | WC   | 6958  | 400 |
|                   |  |                                  | Specify which side for Ped placement              | 2    | 7654  |     |
|                   |  |                                  |   | 3    | 7793  |     |
|                   |  |                                  |   | 4    | 7932  |     |
|                   |  |                                  |   | 5    | 8071  |     |
| C-36/4296-1<br>   |  | W: 96.00<br>D: 42.00<br>H: 29.00 | 96" Bow Front Single BBF Ped Desk and Support Ped | WC   | 6379  | 400 |
|                   |  |                                  | Specify which side for Ped placement              | 2    | 7017  |     |
|                   |  |                                  |   | 3    | 7145  |     |
|                   |  |                                  |   | 4    | 7272  |     |
|                   |  |                                  |   | 5    | 7400  |     |

| cascade work surfaces |  | dimensions                      | description                 | zone | price | wt |
|-----------------------|--|---------------------------------|-----------------------------|------|-------|----|
| C-2430<br>            |  | W: 30.00<br>D: 24.00<br>H: 1.25 | 24x30" Return or Bridge Top | WC   | 740   | 30 |
|                       |  |                                 |                             | 2    | 814   |    |
|                       |  |                                 |                             | 3    | 829   |    |
|                       |  |                                 |                             | 4    | 843   |    |
|                       |  |                                 |                             | 5    | 858   |    |
| C-2436<br>            |  | W: 36.00<br>D: 24.00<br>H: 1.25 | 24x36" Return or Bridge Top | WC   | 841   | 35 |
|                       |  |                                 |                             | 2    | 925   |    |
|                       |  |                                 |                             | 3    | 941   |    |
|                       |  |                                 |                             | 4    | 958   |    |
|                       |  |                                 |                             | 5    | 975   |    |

Effective February 2022, add a 10% temporary freight surcharge to pricing for zones 2-5.

# cascade credenza parts

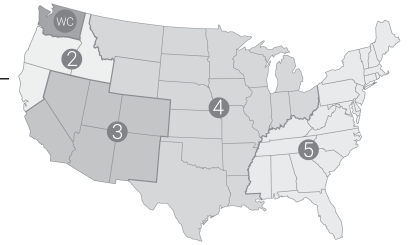


Specify Additional Items Separately

|         |                              |                 |
|---------|------------------------------|-----------------|
| CGO-CD  | Center Drawer (ea)           | \$650.00        |
| CGO-GPB | 2" Grommet Black (ea)        | \$65.00         |
| CGO-GMB | 2" Grommet Black Metal (ea)  | \$110.00        |
| CGO-GMN | 2" Grommet Nickel Metal (ea) | \$110.00        |
| CGO-GMC | 2" Grommet Chrome Metal (ea) | \$110.00        |
| CGO-GS  | Green Series (FSC Certified) | request pricing |

Sample Order:

| Number   | Edge | Finish |
|----------|------|--------|
| C-3672-1 | D    | NM     |



Optional Solid Surface Tops

|             |                               |            |
|-------------|-------------------------------|------------|
| CGO-SS2442  | 24x42 Solid Surface Decks Top | \$1,485.00 |
| CGO-SS2448  | 24x48 Solid Surface Desk Top  | \$1,700.00 |
| CGO-SS2460  | 24x60 Solid Surface Desk Top  | \$2,120.00 |
| CGO-SS2472  | 24x72 Solid Surface Desk Top  | \$2,545.00 |
| CGO-SS2484  | 24x84 Solid Surface Desk Top  | \$2,970.00 |
| CGO-SS2496  | 24x96 Solid Surface Desk Top  | \$3,395.00 |
| CGO-SS24108 | 24x108 Solid Surface Desk Top | \$3,820.00 |

Desk Power Modules

|                  |  |          |
|------------------|--|----------|
| Cove 2 Power     | In Surface - 2 Power + 2 USB-A         | \$850.00 |
| Cove Round 2Pwr  | In Surface - 2 Power + 2 USB-A         | \$600.00 |
| Cove Round 1Pwr  | In Surface - 1 Power, 2 USB-A          | \$800.00 |
| Ashley Duo Under | Under Surface - 2 Pwr, 1USB-A, 1 USB-C | \$800.00 |

| cascade work surfaces | dimensions | description | zone | price | wt |
|-----------------------|------------|-------------|------|-------|----|
|-----------------------|------------|-------------|------|-------|----|

|  |   |                                  |                             |      |      |    |
|--|---|----------------------------------|-----------------------------|------|------|----|
|  |    | W: 42.00<br>D: 24.00<br>H: 1.25  | 24x42" Return or Bridge Top | WC   | 966  | 30 |
|  |   |                                  | 2                           | 1062 |      |    |
|  |   |                                  | 3                           | 1082 |      |    |
|  |   |                                  | 4                           | 1101 |      |    |
|  |   |                                  | 5                           | 1120 |      |    |
|  |    | W: 48.00<br>D: 24.00<br>H: 1.25  | 24x48" Return or Bridge Top | WC   | 1101 | 35 |
|  |   |                                  | 2                           | 1211 |      |    |
|  |   |                                  | 3                           | 1234 |      |    |
|  |   |                                  | 4                           | 1256 |      |    |
|  |   |                                  | 5                           | 1278 |      |    |
|  |  | W: 60.00<br>D: 24.00<br>H: 1.25  | 24x60" Credenza Top         | WC   | 1319 | 40 |
|  |   |                                  | 2                           | 1451 |      |    |
|  |   |                                  | 3                           | 1477 |      |    |
|  |   |                                  | 4                           | 1503 |      |    |
|  |   |                                  | 5                           | 1530 |      |    |
|  |  | W: 72.00<br>D: 24.00<br>H: 1.25  | 24x72" Credenza Top         | WC   | 1398 | 45 |
|  |   |                                  | 2                           | 1538 |      |    |
|  |   |                                  | 3                           | 1566 |      |    |
|  |   |                                  | 4                           | 1594 |      |    |
|  |   |                                  | 5                           | 1622 |      |    |
|  |  | W: 84.00<br>D: 24.00<br>H: 1.25  | 24x84" Credenza Top         | WC   | 1522 | 50 |
|  |   |                                  | 2                           | 1674 |      |    |
|  |   |                                  | 3                           | 1705 |      |    |
|  |   |                                  | 4                           | 1735 |      |    |
|  |   |                                  | 5                           | 1766 |      |    |
|  |  | W: 96.00<br>D: 24.00<br>H: 1.25  | 24x96" Credenza Top         | WC   | 1645 | 55 |
|  |   |                                  | 2                           | 1810 |      |    |
|  |   |                                  | 3                           | 1843 |      |    |
|  |   |                                  | 4                           | 1875 |      |    |
|  |   |                                  | 5                           | 1908 |      |    |
|  |  | W: 108.00<br>D: 24.00<br>H: 1.25 | 24x108" Credenza Top        | WC   | 1870 | 60 |
|  |   |                                  | 2                           | 2057 |      |    |
|  |   |                                  | 3                           | 2094 |      |    |
|  |   |                                  | 4                           | 2132 |      |    |
|  |   |                                  | 5                           | 2169 |      |    |

Effective February 2022, add a 10% temporary freight surcharge to pricing for zones 2-5.

# cascade credenza parts

Specify Additional Items Separately

CGO-GS

Green Series (FSC Certified)

request pricing



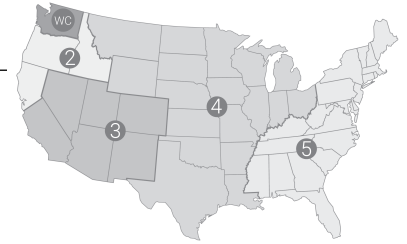
Sample Order:

Number

Finish

C-MOD-72

NM



| cascade modesty panels |  | dimensions                                  | description  | zone | price | wt |
|------------------------|--|---|--|------|-------|----|
| C-MOD-36<br>           |  | W: 36.00<br>D: 00.75<br>H: 25.75            | 36" Wide Modesty Panel<br>with cable access  | WC   | 580   | 20 |
|                        |  |   |  | 2    | 638   |    |
|                        |  |   |  | 3    | 649   |    |
|                        |  |   |  | 4    | 661   |    |
|                        |  |   |  | 5    | 673   |    |
| C-MOD-48<br>           |  | W: 36.50<br>-48.00<br>D: 00.75<br>H: 25.75  | 36.5" - 48" Wide Modesty Panel<br>with cable access<br>Specify width between 36.5" - 48"   | WC   | 652   | 24 |
|                        |  |   |  | 2    | 717   |    |
|                        |  |   |  | 3    | 730   |    |
|                        |  |   |  | 4    | 743   |    |
|                        |  |   |  | 5    | 756   |    |
| C-MOD-60<br>           |  | W: 48.50<br>-60.00<br>D: 00.75<br>H: 25.75  | 48.5" - 60" Wide Modesty Panel<br>with cable access<br>Specify width between 48.5" - 60"   | WC   | 724   | 28 |
|                        |  |   |  | 2    | 796   |    |
|                        |  |   |  | 3    | 811   |    |
|                        |  |   |  | 4    | 825   |    |
|                        |  |   |  | 5    | 840   |    |
| C-MOD-72<br>           |  | W: 60.50<br>-72.00<br>D: 00.75<br>H: 25.75  | 60.5" - 72" Wide Modesty Panel<br>with cable access<br>Specify width between 60.5" - 72"   | WC   | 798   | 32 |
|                        |  |   |  | 2    | 878   |    |
|                        |  |   |  | 3    | 894   |    |
|                        |  |   |  | 4    | 910   |    |
|                        |  |   |  | 5    | 926   |    |
| C-MOD-84<br>           |  | W: 72.50<br>-84.00<br>D: 00.75<br>H: 25.75  | 72.5" - 84" Wide Modesty Panel<br>with cable access<br>Specify width between 72.5" - 84"   | WC   | 870   | 36 |
|                        |  |   |  | 2    | 957   |    |
|                        |  |   |  | 3    | 975   |    |
|                        |  |   |  | 4    | 992   |    |
|                        |  |   |  | 5    | 1010  |    |
| C-MOD-96<br>           |  | W: 84.50<br>-96.00<br>D: 00.75<br>H: 25.75  | 84.5" - 96" Wide Modesty Panel<br>with cable access<br>Specify width between 84.5" - 96"   | WC   | 941   | 40 |
|                        |  |   |  | 2    | 1035  |    |
|                        |  |   |  | 3    | 1054  |    |
|                        |  |   |  | 4    | 1073  |    |
|                        |  |   |  | 5    | 1092  |    |
| C-MOD-108<br>          |  | W: 96.50<br>-108.00<br>D: 00.75<br>H: 25.75 | 96.5" - 108" Wide Modesty Panel<br>with cable access<br>Specify width between 96.5" - 108" | WC   | 1015  | 45 |
|                        |  |   |  | 2    | 1117  |    |
|                        |  |   |  | 3    | 1137  |    |
|                        |  |   |  | 4    | 1158  |    |
|                        |  |   |  | 5    | 1178  |    |

Effective February 2022, add a 10% temporary freight surcharge to pricing for zones 2-5.

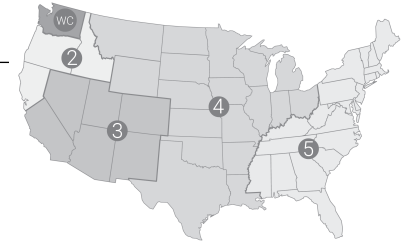
# cascade pedestals

Specify Additional Items Separately  
CGO-GS Green Series (FSC Certified) request pricing

| Pedestal Depths |         |
|-----------------|---------|
| 36" Desk        | 34.625" |
| 30" Desk        | 28.625" |
| Credenza        | 22.625" |

Sample Order:

Number      Finish      Pull  
                 -1 NM              P-DP5



| cascade pedestals |  | dimensions                        | description  | zone | price | wt  |
|-------------------|--|-----------------------------------|--|------|-------|-----|
|                   |  | W: 15.75<br>D: 22.625<br>H: 27.75 | BBF<br>2 Box Drawers & 1 File Drawer   | WC   | 1958  | 110 |
|                   |  |                                   |  | 2    | 2154  |     |
|                   |  |                                   |  | 3    | 2193  |     |
|                   |  |                                   |  | 4    | 2232  |     |
|                   |  |                                   |  | 5    | 2271  |     |
|                   |  |                                   |  |      |       |     |
|                   |  | W: 15.75<br>D: 22.625<br>H: 27.75 | FF<br>2 File Drawers   | WC   | 1958  | 100 |
|                   |  |                                   |  | 2    | 2154  |     |
|                   |  |                                   |  | 3    | 2193  |     |
|                   |  |                                   |  | 4    | 2232  |     |
|                   |  |                                   |  | 5    | 2271  |     |
|                   |  |                                   |  |      |       |     |
|                   |  | W: 30.75<br>D: 22.625<br>H: 27.75 | Multi File BBF/Lat File<br>2 Box Drawers, 1 File Drawer<br>& 1 Lateral File Drawer | WC   | 2436  | 145 |
|                   |  |                                   |  | 2    | 2679  |     |
|                   |  |                                   |  | 3    | 2728  |     |
|                   |  |                                   |  | 4    | 2777  |     |
|                   |  |                                   |  | 5    | 2826  |     |
|                   |  |                                   |  |      |       |     |
|                   |  | W: 29.75<br>D: 22.625<br>H: 27.75 | 30" Lat File<br>2 Lateral File Drawers   | WC   | 2088  | 125 |
|                   |  |                                   |  | 2    | 2297  |     |
|                   |  |                                   |  | 3    | 2339  |     |
|                   |  |                                   |  | 4    | 2381  |     |
|                   |  |                                   |  | 5    | 2422  |     |
|                   |  |                                   |  |      |       |     |
|                   |  | W: 35.75<br>D: 22.625<br>H: 27.75 | 36" Lat File<br>2 Lateral File Drawers   | WC   | 2363  | 145 |
|                   |  |                                   |  | 2    | 2599  |     |
|                   |  |                                   |  | 3    | 2646  |     |
|                   |  |                                   |  | 4    | 2694  |     |
|                   |  |                                   |  | 5    | 2741  |     |
|                   |  |                                   |  |      |       |     |
|                   |  | W: 29.75<br>D: 22.625<br>H: 27.75 | 30" Two Door Storage Cabinet<br>with Adjustable Shelf                              | WC   | 1958  | 100 |
|                   |  |                                   |  | 2    | 2154  |     |
|                   |  |                                   |  | 3    | 2193  |     |
|                   |  |                                   |  | 4    | 2232  |     |
|                   |  |                                   |  | 5    | 2271  |     |
|                   |  |                                   |  |      |       |     |
|                   |  | W: 35.75<br>D: 22.625<br>H: 27.75 | 36" Two Door Storage Cabinet<br>with Adjustable Shelf                              | WC   | 2101  | 115 |
|                   |  |                                   |  | 2    | 2311  |     |
|                   |  |                                   |  | 3    | 2353  |     |
|                   |  |                                   |  | 4    | 2395  |     |
|                   |  |                                   |  | 5    | 2437  |     |
|                   |  |                                   |  |      |       |     |

Effective February 2022, add a 10% temporary freight surcharge to pricing for zones 2-5.

# cascade pedestals

Specify Additional Items Separately

CGO-GS

Green Series (FSC Certified)

request pricing

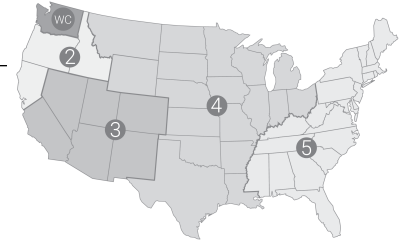
## Pedestal Depths





|          |         |
|----------|---------|
| 36" Desk | 34.625" |
| 30" Desk | 28.625" |
| Credenza | 22.625" |



Sample Order:

Number      Finish      Pull  
 -1 NM      P-DP5



| cascade pedestals  |  | dimensions                        | description           | zone | price | wt  |
|--|--|-----------------------------------|-----------------------|------|-------|-----|
| C-1<br><br> |  | W: 15.75<br>D: 22.625<br>H: 27.75 | BBBB<br>4 Box Drawers |      | 2030  | 110 |
|  |  |                                   |                       |      | 2233  |     |
|  |  |                                   |                       |      | 2273  |     |
|  |  |                                   |                       |      | 2314  |     |
|  |  |                                   |                       |      | 2355  |     |
| C-2<br><br> |  | W: 2.25<br>D: 24.00<br>H: 27.75   | 24" Deep End Panel    |      | 507   | 20  |
|  |  |                                   |                       |      | 557   |     |
|  |  |                                   |                       |      | 567   |     |
|  |  |                                   |                       |      | 578   |     |
|  |  |                                   |                       |      | 588   |     |

Effective February 2022, add a 10% temporary freight surcharge to pricing for zones 2-5.

# cascade overheads

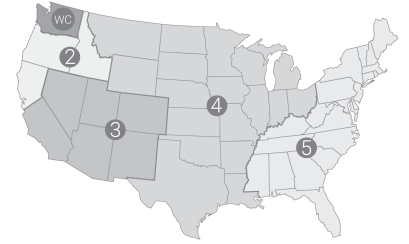


## Overhead Options

|            |                              |                 |
|------------|------------------------------|-----------------|
| CGO-GS     | Green Series (FSC Certified) | request pricing |
| CGO-OP     | Add Pull to Door (ea)        | \$65.00         |
| CGO-LED-17 | 17" LED Task Light (ea)      | \$425.00        |
| CGO-LED-31 | 31" LED Task Light (ea)      | \$610.00        |

## Sample Order:

| Number  | Finish |
|---------|--------|
| C-72W4M | NM     |



## Tackboards with Standard Fabric or COM

|            |                 |                |          |
|------------|-----------------|----------------|----------|
| CGO-TB-36  | 36" Tack Board  | COM 1.25 yards | \$270.00 |
| CGO-TB-48  | 48" Tack Board  | COM 1.50 yards | \$330.00 |
| CGO-TB-60  | 60" Tack Board  | COM 2.00 yards | \$390.00 |
| CGO-TB-72  | 72" Tack Board  | COM 2.25 yards | \$450.00 |
| CGO-TB-84  | 84" Tack Board  | COM 2.50 yards | \$505.00 |
| CGO-TB-96  | 96" Tack Board  | COM 3.00 yards | \$565.00 |
| CGO-TB-108 | 108" Tack Board | COM 3.50 yards | \$625.00 |

| cascade overheads      |  | dimensions                       | description  | zone | price | wt  |
|------------------------|--|----------------------------------|--|------|-------|-----|
| <b>C-72W4M</b><br>     |  | W: 72.00<br>D: 16.00<br>H: 28.25 | 72" Wide Wall Mount Overhead<br>with 4 Metal Doors<br>use with 72" Tackboard   | WC   | 7304  | 180 |
|                        |  |                                  |  | 2    | 8035  |     |
|                        |  |                                  |  | 3    | 8181  |     |
|                        |  |                                  |  | 4    | 8327  |     |
|                        |  |                                  |  | 5    | 8473  |     |
| <b>C-72W4M-PMW</b><br> |  | W: 72.00<br>D: 16.00<br>H: 33.75 | 72" Wide Wall Mount Overhead<br>with 4 Metal Doors & Paper Management<br>with Wood Front<br>use with 72" Tack Board  | WC   | 7885  | 195 |
|                        |  |                                  |  | 2    | 8674  |     |
|                        |  |                                  |  | 3    | 8832  |     |
|                        |  |                                  |  | 4    | 8989  |     |
|                        |  |                                  |  | 5    | 9147  |     |
| <b>C-72W4M-PMM</b><br> |  | W: 72.00<br>D: 16.00<br>H: 33.75 | 72" Wide Wall Mount Overhead<br>with 4 Metal Doors & Paper Management<br>with Metal Front<br>use with 72" Tack Board | WC   | 8119  | 195 |
|                        |  |                                  |  | 2    | 8930  |     |
|                        |  |                                  |  | 3    | 9093  |     |
|                        |  |                                  |  | 4    | 9255  |     |
|                        |  |                                  |  | 5    | 9418  |     |
| <b>C-84W5M</b><br>     |  | W: 84.00<br>D: 16.00<br>H: 28.25 | 84" Wide Wall Mount Overhead<br>with 5 Metal Doors<br>use with 84" Tackboard   | WC   | 8402  | 225 |
|                        |  |                                  |  | 2    | 9242  |     |
|                        |  |                                  |  | 3    | 9410  |     |
|                        |  |                                  |  | 4    | 9578  |     |
|                        |  |                                  |  | 5    | 9746  |     |
| <b>C-84W5M-PMW</b><br> |  | W: 84.00<br>D: 16.00<br>H: 33.75 | 84" Wide Wall Mount Overhead<br>with 5 Metal Doors & Paper Management<br>with Wood Front<br>use with 84" Tackboard   | WC   | 8119  | 240 |
|                        |  |                                  |  | 2    | 8930  |     |
|                        |  |                                  |  | 3    | 9093  |     |
|                        |  |                                  |  | 4    | 9255  |     |
|                        |  |                                  |  | 5    | 9418  |     |
| <b>C-84W5M-PMM</b><br> |  | W: 84.00<br>D: 16.00<br>H: 33.75 | 84" Wide Wall Mount Overhead<br>with 5 Metal Doors & Paper Management<br>with Metal Front<br>use with 84" Tackboard  | WC   | 8402  | 240 |
|                        |  |                                  |  | 2    | 9242  |     |
|                        |  |                                  |  | 3    | 9410  |     |
|                        |  |                                  |  | 4    | 9578  |     |
|                        |  |                                  |  | 5    | 9746  |     |
| <b>C-96W6M</b><br>     |  | W: 96.00<br>D: 16.00<br>H: 28.25 | 96" Wide Wall Mount Overhead<br>with 6 Metal Doors<br>use with 96" Tackboard   | WC   | 9663  | 270 |
|                        |  |                                  |  | 2    | 10629 |     |
|                        |  |                                  |  | 3    | 10823 |     |
|                        |  |                                  |  | 4    | 11016 |     |
|                        |  |                                  |  | 5    | 11209 |     |

Effective February 2022, add a 10% temporary freight surcharge to pricing for zones 2-5.

# cascade overheads

## Overhead Options

|            |                              |                 |
|------------|------------------------------|-----------------|
| CGO-GS     | Green Series (FSC Certified) | request pricing |
| CGO-OP     | Add Pull to Door (ea)        | \$65.00         |
| CGO-LED-17 | 17" LED Task Light (ea)      | \$425.00        |
| CGO-LED-31 | 31" LED Task Light (ea)      | \$610.00        |


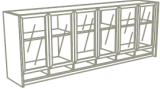
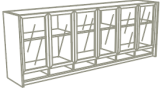

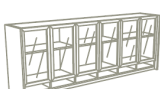
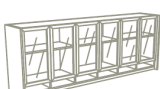

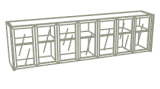
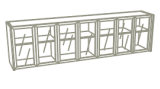

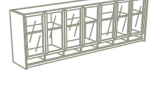
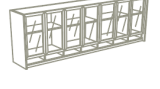

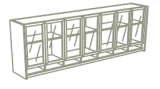
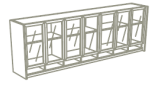
## Sample Order:

| Number  | Finish |
|---------|--------|
| C-72W4M | NM     |



## Tackboards with Standard Fabric or COM

|            |                 |                |          |
|------------|-----------------|----------------|----------|
| CGO-TB-36  | 36" Tack Board  | COM 1.25 yards | \$270.00 |
| CGO-TB-48  | 48" Tack Board  | COM 1.50 yards | \$330.00 |
| CGO-TB-60  | 60" Tack Board  | COM 2.00 yards | \$390.00 |
| CGO-TB-72  | 72" Tack Board  | COM 2.25 yards | \$450.00 |
| CGO-TB-84  | 84" Tack Board  | COM 2.50 yards | \$505.00 |
| CGO-TB-96  | 96" Tack Board  | COM 3.00 yards | \$565.00 |
| CGO-TB-108 | 108" Tack Board | COM 3.50 yards | \$625.00 |

| cascade overheads  |   | dimensions                        | description                           | zone | price | wt  |
|--|---|-----------------------------------|---------------------------------------|------|-------|-----|
| <b>C-96W6M-PMW</b><br><br>      |    | W: 96.00<br>D: 16.00<br>H: 33.75  | 96" Wide Wall Mount Overhead          | WC   | 10532 | 285 |
|  |   |                                   | with 6 Metal Doors & Paper Management | 2    | 11585 |     |
|  |   |                                   | with Wood Front                       | 3    | 11796 |     |
|  |   |                                   | use with 96" Tackboard                | 4    | 12007 |     |
|  |   |                                   |                                       | 5    | 12217 |     |
| <b>C-96W6M-PMM</b><br><br>      |    | W: 96.00<br>D: 16.00<br>H: 33.75  | 96" Wide Wall Mount Overhead          | WC   | 10822 | 285 |
|  |   |                                   | with 6 Metal Doors & Paper Management | 2    | 11904 |     |
|  |   |                                   | with Metal Front                      | 3    | 12120 |     |
|  |   |                                   | use with 96" Tackboard                | 4    | 12337 |     |
|  |   |                                   |                                       | 5    | 12553 |     |
| <b>C-108W7M</b><br><br>     |  | W: 108.00<br>D: 16.00<br>H: 28.25 | 108" Wide Wall Mount Overhead         | WC   | 11111 | 325 |
|  |   |                                   | with 7 Metal Doors                    | 2    | 12222 |     |
|  |   |                                   | use with 108" Tack Board              | 3    | 12444 |     |
|  |   |                                   |                                       | 4    | 12666 |     |
|  |   |                                   |                                       | 5    | 12889 |     |
| <b>C-108W7M-PMW</b><br><br> |  | W: 108.00<br>D: 16.00<br>H: 33.75 | 108" Wide Wall Mount Overhead         | WC   | 12241 | 340 |
|  |   |                                   | with 7 Metal Doors & Paper Management | 2    | 13465 |     |
|  |   |                                   | with Wood Front                       | 3    | 13710 |     |
|  |   |                                   | use with 108" Tack Board              | 4    | 13955 |     |
|  |   |                                   |                                       | 5    | 14199 |     |
| <b>C-108W7M-PMM</b><br><br> |  | W: 108.00<br>D: 16.00<br>H: 33.75 | 108" Wide Wall Mount Overhead         | WC   | 12532 | 340 |
|  |   |                                   | with 7 Metal Doors & Paper Management | 2    | 13786 |     |
|  |   |                                   | with Metal Front                      | 3    | 14036 |     |
|  |   |                                   | use with 108" Tack Board              | 4    | 14287 |     |
|  |   |                                   |                                       | 5    | 14538 |     |

Effective February 2022, add a 10% temporary freight surcharge to pricing for zones 2-5.

# cascade hutches

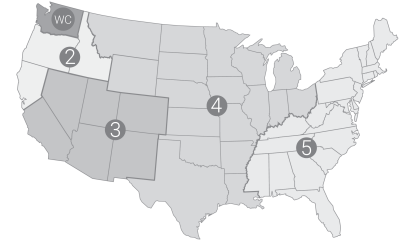


## Overhead Options

|            |                              |                 |
|------------|------------------------------|-----------------|
| CGO-GS     | Green Series (FSC Certified) | request pricing |
| CGO-OP     | Add Pull to Door (ea)        | \$65.00         |
| CGO-LED-17 | 17" LED Task Light (ea)      | \$425.00        |
| CGO-LED-31 | 31" LED Task Light (ea)      | \$610.00        |

## Sample Order:

| Number  | Finish |
|---------|--------|
| C-72W4M | NM     |



## Tackboards with Standard Fabric or COM

|            |                 |                |          |
|------------|-----------------|----------------|----------|
| CGO-TB-36  | 36" Tack Board  | COM 1.25 yards | \$270.00 |
| CGO-TB-48  | 48" Tack Board  | COM 1.50 yards | \$330.00 |
| CGO-TB-60  | 60" Tack Board  | COM 2.00 yards | \$390.00 |
| CGO-TB-72  | 72" Tack Board  | COM 2.25 yards | \$450.00 |
| CGO-TB-84  | 84" Tack Board  | COM 2.50 yards | \$505.00 |
| CGO-TB-96  | 96" Tack Board  | COM 3.00 yards | \$565.00 |
| CGO-TB-108 | 108" Tack Board | COM 3.50 yards | \$625.00 |

| cascade hutches        |  | dimensions                       | description  | zone | price | wt  |
|------------------------|--|----------------------------------|--|------|-------|-----|
| <b>C-72H4M</b><br>     |  | W: 72.00<br>D: 16.00<br>H: 55.00 | 72" Wide Hutch<br>with 4 Metal Doors<br>use with 72" Tackboard   | WC   | 7742  | 210 |
|                        |  |                                  |  | 2    | 8516  |     |
|                        |  |                                  |  | 3    | 8671  |     |
|                        |  |                                  |  | 4    | 8826  |     |
|                        |  |                                  |  | 5    | 8981  |     |
| <b>C-72H4M-PMW</b><br> |  | W: 72.00<br>D: 16.00<br>H: 55.00 | 72" Wide Hutch<br>with 4 Metal Doors & Paper Management<br>with Wood Front<br>use with 72" Tack Board  | WC   | 8321  | 225 |
|                        |  |                                  |  | 2    | 9153  |     |
|                        |  |                                  |  | 3    | 9320  |     |
|                        |  |                                  |  | 4    | 9486  |     |
|                        |  |                                  |  | 5    | 9652  |     |
| <b>C-72H4M-PMM</b><br> |  | W: 72.00<br>D: 16.00<br>H: 55.00 | 72" Wide Hutch<br>with 4 Metal Doors & Paper Management<br>with Metal Front<br>use with 72" Tack Board | WC   | 8552  | 225 |
|                        |  |                                  |  | 2    | 9407  |     |
|                        |  |                                  |  | 3    | 9578  |     |
|                        |  |                                  |  | 4    | 9749  |     |
|                        |  |                                  |  | 5    | 9920  |     |
| <b>C-84H5M</b><br>     |  | W: 84.00<br>D: 16.00<br>H: 55.00 | 84" Wide Hutch<br>with 5 Metal Doors<br>use with 84" Tackboard   | WC   | 8836  | 255 |
|                        |  |                                  |  | 2    | 9720  |     |
|                        |  |                                  |  | 3    | 9896  |     |
|                        |  |                                  |  | 4    | 10073 |     |
|                        |  |                                  |  | 5    | 10250 |     |
| <b>C-84H5M-PMW</b><br> |  | W: 84.00<br>D: 16.00<br>H: 55.00 | 84" Wide Hutch<br>with 5 Metal Doors & Paper Management<br>with Wood Front<br>use with 84" Tackboard   | WC   | 9504  | 270 |
|                        |  |                                  |  | 2    | 10454 |     |
|                        |  |                                  |  | 3    | 10644 |     |
|                        |  |                                  |  | 4    | 10835 |     |
|                        |  |                                  |  | 5    | 11025 |     |
| <b>C-84H5M-PMM</b><br> |  | W: 84.00<br>D: 16.00<br>H: 55.00 | 84" Wide Hutch<br>with 5 Metal Doors & Paper Management<br>with Metal Front<br>use with 84" Tackboard  | WC   | 9852  | 270 |
|                        |  |                                  |  | 2    | 10837 |     |
|                        |  |                                  |  | 3    | 11034 |     |
|                        |  |                                  |  | 4    | 11231 |     |
|                        |  |                                  |  | 5    | 11428 |     |
| <b>C-96H6M</b><br>     |  | W: 96.00<br>D: 16.00<br>H: 55.00 | 96" Wide Hutch<br>with 6 Metal Doors<br>use with 96" Tackboard   | WC   | 10098 | 300 |
|                        |  |                                  |  | 2    | 11107 |     |
|                        |  |                                  |  | 3    | 11309 |     |
|                        |  |                                  |  | 4    | 11511 |     |
|                        |  |                                  |  | 5    | 11713 |     |



Effective February 2022, add a 10% temporary freight surcharge to pricing for zones 2-5.

# cascade hutches

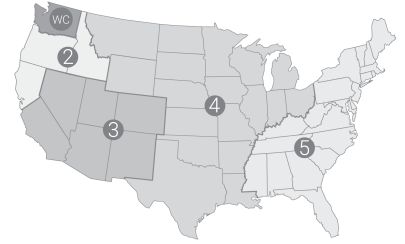


## Overhead Options

|            |                              |                 |
|------------|------------------------------|-----------------|
| CGO-GS     | Green Series (FSC Certified) | request pricing |
| CGO-OP     | Add Pull to Door (ea)        | \$65.00         |
| CGO-LED-17 | 17" LED Task Light (ea)      | \$425.00        |
| CGO-LED-31 | 31" LED Task Light (ea)      | \$610.00        |

## Sample Order:

| Number  | Finish |
|---------|--------|
| C-72W4M | NM     |



## Tackboards with Standard Fabric or COM

|            |                 |                |          |
|------------|-----------------|----------------|----------|
| CGO-TB-36  | 36" Tack Board  | COM 1.25 yards | \$270.00 |
| CGO-TB-48  | 48" Tack Board  | COM 1.50 yards | \$330.00 |
| CGO-TB-60  | 60" Tack Board  | COM 2.00 yards | \$390.00 |
| CGO-TB-72  | 72" Tack Board  | COM 2.25 yards | \$450.00 |
| CGO-TB-84  | 84" Tack Board  | COM 2.50 yards | \$505.00 |
| CGO-TB-96  | 96" Tack Board  | COM 3.00 yards | \$565.00 |
| CGO-TB-108 | 108" Tack Board | COM 3.50 yards | \$625.00 |

| cascade hutches         |  | dimensions                        | description                           | zone | price | wt  |
|-------------------------|--|-----------------------------------|---------------------------------------|------|-------|-----|
| <b>C-96H6M-PMW</b><br>  |  | W: 96.00<br>D: 16.00<br>H: 55.00  | 96" Wide Hutch                        | WC   | 10968 | 315 |
|                         |  |                                   | with 6 Metal Doors & Paper Management | 2    | 12065 |     |
|                         |  |                                   | with Wood Front                       | 3    | 12284 |     |
|                         |  |                                   | use with 96" Tackboard                | 4    | 12503 |     |
|                         |  |                                   |                                       | 5    | 12723 |     |
| <b>C-96H6M-PMM</b><br>  |  | W: 96.00<br>D: 16.00<br>H: 55.00  | 96" Wide Hutch                        | WC   | 11314 | 315 |
|                         |  |                                   | with 6 Metal Doors & Paper Management | 2    | 12446 |     |
|                         |  |                                   | with Metal Front                      | 3    | 12672 |     |
|                         |  |                                   | use with 96" Tackboard                | 4    | 12898 |     |
|                         |  |                                   |                                       | 5    | 13125 |     |
| <b>C-108H7M</b><br>     |  | W: 108.00<br>D: 16.00<br>H: 55.00 | 108" Wide Hutch                       | WC   | 11546 | 355 |
|                         |  |                                   | with 7 Metal Doors                    | 2    | 12700 |     |
|                         |  |                                   | use with 108" Tack Board              | 3    | 12931 |     |
|                         |  |                                   |                                       | 4    | 13162 |     |
|                         |  |                                   |                                       | 5    | 13393 |     |
| <b>C-108H7M-PMW</b><br> |  | W: 108.00<br>D: 16.00<br>H: 55.00 | 108" Wide Hutch                       | WC   | 12561 | 365 |
|                         |  |                                   | with 7 Metal Doors & Paper Management | 2    | 13817 |     |
|                         |  |                                   | with Wood Front                       | 3    | 14068 |     |
|                         |  |                                   | use with 108" Tack Board              | 4    | 14320 |     |
|                         |  |                                   |                                       | 5    | 14571 |     |
| <b>C-108H7M-PMM</b><br> |  | W: 108.00<br>D: 16.00<br>H: 55.00 | 108" Wide Hutch                       | WC   | 12966 | 365 |
|                         |  |                                   | with 7 Metal Doors & Paper Management | 2    | 14263 |     |
|                         |  |                                   | with Metal Front                      | 3    | 14522 |     |
|                         |  |                                   | use with 108" Tack Board              | 4    | 14781 |     |
|                         |  |                                   |                                       | 5    | 15040 |     |

Effective February 2022, add a 10% temporary freight surcharge to pricing for zones 2-5.

# cascade storage hutches



## Overhead Options

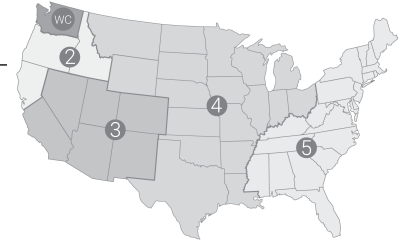
|            |                              |                 |
|------------|------------------------------|-----------------|
| CGO-GS     | Green Series (FSC Certified) | request pricing |
| CGO-OP     | Add Pull to Door (ea)        | \$65.00         |
| CGO-LED-17 | 17" LED Task Light (ea)      | \$425.00        |
| CGO-LED-31 | 31" LED Task Light (ea)      | \$610.00        |

## Sample Order:

| Number  | Finish | Pull |
|---------|--------|------|
| C-72W4M | NM     | DP5  |

## Pull Options

DP9



## Tackboards with Standard Fabric or COM

|            |                 |                |          |
|------------|-----------------|----------------|----------|
| CGO-TB-36  | 36" Tack Board  | COM 1.25 yards | \$270.00 |
| CGO-TB-48  | 48" Tack Board  | COM 1.50 yards | \$330.00 |
| CGO-TB-60  | 60" Tack Board  | COM 2.00 yards | \$390.00 |
| CGO-TB-72  | 72" Tack Board  | COM 2.25 yards | \$450.00 |
| CGO-TB-84  | 84" Tack Board  | COM 2.50 yards | \$505.00 |
| CGO-TB-96  | 96" Tack Board  | COM 3.00 yards | \$565.00 |
| CGO-TB-108 | 108" Tack Board | COM 3.50 yards | \$625.00 |

| cascade storage hutches |  | dimensions                       | description   | zone | price | wt  |
|-------------------------|--|----------------------------------|---|------|-------|-----|
|                         |  | W: 72.00<br>D: 16.00<br>H: 55.00 | 72" Wide Hutch<br>with 2 Metal Doors & 2 Door Storage<br>Cabinet with 3 Adjustable Shelves  | WC   | 7922  | 250 |
|                         |  |                                  |   | 2    | 8715  |     |
|                         |  |                                  |   | 3    | 8873  |     |
|                         |  |                                  |   | 4    | 9032  |     |
|                         |  |                                  |   | 5    | 9190  |     |
|                         |  | W: 72.00<br>D: 16.00<br>H: 55.00 | 72" Wide Hutch<br>with 2 Metal Doors & Paper Management<br>with Wood Front & 2 Door Storage<br>Cabinet with 3 Adjustable Shelves  | WC   | 8212  | 260 |
|                         |  |                                  |   | 2    | 9033  |     |
|                         |  |                                  |   | 3    | 9197  |     |
|                         |  |                                  |   | 4    | 9361  |     |
|                         |  |                                  |   | 5    | 9526  |     |
|                         |  | W: 72.00<br>D: 16.00<br>H: 55.00 | 72" Wide Hutch<br>with 2 Metal Doors & Paper Management<br>with Metal Front & 2 Door Storage<br>Cabinet with 3 Adjustable Shelves | WC   | 8328  | 260 |
|                         |  |                                  |   | 2    | 9161  |     |
|                         |  |                                  |   | 3    | 9328  |     |
|                         |  |                                  |   | 4    | 9494  |     |
|                         |  |                                  |   | 5    | 9661  |     |
|                         |  | W: 84.00<br>D: 16.00<br>H: 55.00 | 84" Wide Hutch<br>with 3 Metal Doors & 2 Door Storage<br>Cabinet with 3 Adjustable Shelves  | WC   | 9018  | 295 |
|                         |  |                                  |   | 2    | 9920  |     |
|                         |  |                                  |   | 3    | 10101 |     |
|                         |  |                                  |   | 4    | 10281 |     |
|                         |  |                                  |   | 5    | 10461 |     |
|                         |  | W: 84.00<br>D: 16.00<br>H: 55.00 | 84" Wide Hutch<br>with 3 Metal Doors & Paper Management<br>with Wood Front & 2 Door Storage<br>Cabinet with 3 Adjustable Shelves  | WC   | 9452  | 305 |
|                         |  |                                  |   | 2    | 10397 |     |
|                         |  |                                  |   | 3    | 10586 |     |
|                         |  |                                  |   | 4    | 10775 |     |
|                         |  |                                  |   | 5    | 10964 |     |
|                         |  | W: 84.00<br>D: 16.00<br>H: 55.00 | 84" Wide Hutch<br>with 3 Metal Doors & Paper Management<br>with Metal Front & 2 Door Storage<br>Cabinet with 3 Adjustable Shelves | WC   | 9626  | 305 |
|                         |  |                                  |   | 2    | 10588 |     |
|                         |  |                                  |   | 3    | 10781 |     |
|                         |  |                                  |   | 4    | 10973 |     |
|                         |  |                                  |   | 5    | 11166 |     |
|                         |  | W: 96.00<br>D: 16.00<br>H: 55.00 | 96" Wide Hutch<br>with 4 Metal Doors & 2 Door Storage<br>Cabinet with 3 Adjustable Shelves  | WC   | 10277 | 340 |
|                         |  |                                  |   | 2    | 11304 |     |
|                         |  |                                  |   | 3    | 11510 |     |
|                         |  |                                  |   | 4    | 11715 |     |
|                         |  |                                  |   | 5    | 11921 |     |

Effective February 2022, add a 10% temporary freight surcharge to pricing for zones 2-5.

# cascade storage hutches



## Overhead Options

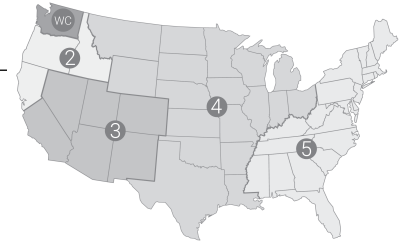
|            |                              |                 |
|------------|------------------------------|-----------------|
| CGO-GS     | Green Series (FSC Certified) | request pricing |
| CGO-OP     | Add Pull to Door (ea)        | \$65.00         |
| CGO-LED-17 | 17" LED Task Light (ea)      | \$425.00        |
| CGO-LED-31 | 31" LED Task Light (ea)      | \$610.00        |

## Sample Order:

| Number  | Finish | Pull |
|---------|--------|------|
| C-72W4M | NM     | DP5  |

## Pull Options

- DP5
- DP9



## Tackboards with Standard Fabric or COM

|            |                 |                |          |
|------------|-----------------|----------------|----------|
| CGO-TB-36  | 36" Tack Board  | COM 1.25 yards | \$270.00 |
| CGO-TB-48  | 48" Tack Board  | COM 1.50 yards | \$330.00 |
| CGO-TB-60  | 60" Tack Board  | COM 2.00 yards | \$390.00 |
| CGO-TB-72  | 72" Tack Board  | COM 2.25 yards | \$450.00 |
| CGO-TB-84  | 84" Tack Board  | COM 2.50 yards | \$505.00 |
| CGO-TB-96  | 96" Tack Board  | COM 3.00 yards | \$565.00 |
| CGO-TB-108 | 108" Tack Board | COM 3.50 yards | \$625.00 |

| cascade storage hutches     |  | dimensions                        | description                           | zone | price | wt  |
|-----------------------------|--|-----------------------------------|---------------------------------------|------|-------|-----|
| <b>C-96H4M-PMW-2DS</b><br>  |  | W: 96.00<br>D: 16.00<br>H: 55.00  | 96" Wide Hutch                        | WC   | 10859 | 355 |
|                             |  |                                   | with 4 Metal Doors & Paper Management | 2    | 11945 |     |
|                             |  |                                   | with Wood Front & 2 Door Storage      | 3    | 12162 |     |
|                             |  |                                   | Cabinet with 3 Adjustable Shelves     | 4    | 12379 |     |
|                             |  |                                   |                                       | 5    | 12596 |     |
| <b>C-96H4M-PMM-2DS</b><br>  |  | W: 96.00<br>D: 16.00<br>H: 55.00  | 96" Wide Hutch                        | WC   | 11090 | 355 |
|                             |  |                                   | with 4 Metal Doors & Paper Management | 2    | 12199 |     |
|                             |  |                                   | with Metal Front & 2 Door Storage     | 3    | 12420 |     |
|                             |  |                                   | Cabinet with 3 Adjustable Shelves     | 4    | 12642 |     |
|                             |  |                                   |                                       | 5    | 12864 |     |
| <b>C-108H5M-2DS</b><br>     |  | W: 108.00<br>D: 16.00<br>H: 55.00 | 108" Wide Hutch                       | WC   | 11726 | 395 |
|                             |  |                                   | with 5 Metal Doors & 2 Door Storage   | 2    | 12898 |     |
|                             |  |                                   | Cabinet with 3 Adjustable Shelves     | 3    | 13133 |     |
|                             |  |                                   |                                       | 4    | 13367 |     |
|                             |  |                                   |                                       | 5    | 13602 |     |
| <b>C-108H5M-PMW-2DS</b><br> |  | W: 108.00<br>D: 16.00<br>H: 55.00 | 108" Wide Hutch                       | WC   | 12454 | 410 |
|                             |  |                                   | with 5 Metal Doors & Paper Management | 2    | 13699 |     |
|                             |  |                                   | with Wood Front & 2 Door Storage      | 3    | 13948 |     |
|                             |  |                                   | Cabinet with 3 Adjustable Shelves     | 4    | 14197 |     |
|                             |  |                                   |                                       | 5    | 14447 |     |
| <b>C-108H5M0PMM-2DS</b><br> |  | W: 108.00<br>D: 16.00<br>H: 55.00 | 108" Wide Hutch                       | WC   | 12742 | 410 |
|                             |  |                                   | with 5 Metal Doors & Paper Management | 2    | 14016 |     |
|                             |  |                                   | with Metal Front & 2 Door Storage     | 3    | 14271 |     |
|                             |  |                                   | Cabinet with 3 Adjustable Shelves     | 4    | 14526 |     |
|                             |  |                                   |                                       | 5    | 14781 |     |

Effective February 2022, add a 10% temporary freight surcharge to pricing for zones 2-5.

# cascade storage hutches



## Overhead Options

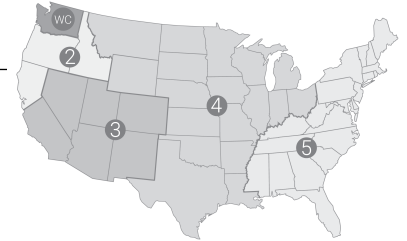
|            |                              |                 |
|------------|------------------------------|-----------------|
| CGO-GS     | Green Series (FSC Certified) | request pricing |
| CGO-OP     | Add Pull to Door (ea)        | \$65.00         |
| CGO-LED-17 | 17" LED Task Light (ea)      | \$425.00        |
| CGO-LED-31 | 31" LED Task Light (ea)      | \$610.00        |

## Sample Order:

| Number  | Finish | Pull |
|---------|--------|------|
| C-72W4M | NM     | DP5  |

## Pull Options

- DP5
- DP9



## Tackboards with Standard Fabric or COM

|            |                 |                |          |
|------------|-----------------|----------------|----------|
| CGO-TB-36  | 36" Tack Board  | COM 1.25 yards | \$270.00 |
| CGO-TB-48  | 48" Tack Board  | COM 1.50 yards | \$330.00 |
| CGO-TB-60  | 60" Tack Board  | COM 2.00 yards | \$390.00 |
| CGO-TB-72  | 72" Tack Board  | COM 2.25 yards | \$450.00 |
| CGO-TB-84  | 84" Tack Board  | COM 2.50 yards | \$505.00 |
| CGO-TB-96  | 96" Tack Board  | COM 3.00 yards | \$565.00 |
| CGO-TB-108 | 108" Tack Board | COM 3.50 yards | \$625.00 |

| cascade storage hutches |  | dimensions                       | description                                 | zone | price | wt  |
|-------------------------|--|----------------------------------|---|------|-------|-----|
| C-72H2M-AS-1DS<br>      |  | W: 72.00<br>D: 16.00<br>H: 55.00 | 72" Wide Hutch                              | WC   | 7922  | 240 |
|                         |  |                                  | with 2 Metal Doors, 4 Open Shelves & 1 Door | 2    | 8715  |     |
|                         |  |                                  | Storage Cabinet with 3 Adjustable Shelves   | 3    | 8873  |     |
|                         |  |                                  |   | 4    | 9032  |     |
|                         |  |                                  |   | 5    | 9190  |     |
| C-72H2M-PMW-AS-1DS<br>  |  | W: 72.00<br>D: 16.00<br>H: 55.00 | 72" Wide Hutch                              | WC   | 8212  | 250 |
|                         |  |                                  | with 2 Metal Doors, Paper Management        | 2    | 9033  |     |
|                         |  |                                  | with Wood Front, 4 Open Shelves & 1 Door    | 3    | 9197  |     |
|                         |  |                                  | Storage Cabinet with 3 Adjustable Shelves   | 4    | 9361  |     |
|                         |  |                                  |   | 5    | 9526  |     |
| C-72H2M-PMM-AS-1DS<br>  |  | W: 72.00<br>D: 16.00<br>H: 55.00 | 72" Wide Hutch                              | WC   | 8328  | 250 |
|                         |  |                                  | with 2 Metal Doors, Paper Management        | 2    | 9161  |     |
|                         |  |                                  | with Metal Front, 4 Open Shelves & 1 Door   | 3    | 9328  |     |
|                         |  |                                  | Storage Cabinet with 3 Adjustable Shelves   | 4    | 9494  |     |
|                         |  |                                  |   | 5    | 9661  |     |
| C-84H3M-AS-1DS<br>      |  | W: 84.00<br>D: 16.00<br>H: 55.00 | 84" Wide Hutch                              | WC   | 9018  | 285 |
|                         |  |                                  | with 3 Metal Doors, 4 Open Shelves & 1 Door | 2    | 9920  |     |
|                         |  |                                  | Storage Cabinet with 3 Adjustable Shelves   | 3    | 10101 |     |
|                         |  |                                  |   | 4    | 10281 |     |
|                         |  |                                  |   | 5    | 10461 |     |
| C-84H3M-PMW-AS-1DS<br>  |  | W: 84.00<br>D: 16.00<br>H: 55.00 | 84" Wide Hutch                              | WC   | 9452  | 295 |
|                         |  |                                  | with 3 Metal Doors, Paper Management        | 2    | 10397 |     |
|                         |  |                                  | with Wood Front, 4 Open Shelves & 1 Door    | 3    | 10586 |     |
|                         |  |                                  | Storage Cabinet with 3 Adjustable Shelves   | 4    | 10775 |     |
|                         |  |                                  |   | 5    | 10964 |     |
| C-84H3M-PMM-AS-1DS<br>  |  | W: 84.00<br>D: 16.00<br>H: 55.00 | 84" Wide Hutch                              | WC   | 9626  | 295 |
|                         |  |                                  | with 3 Metal Doors, Paper Management        | 2    | 10588 |     |
|                         |  |                                  | with Metal Front, 4 Open Shelves & 1 Door   | 3    | 10781 |     |
|                         |  |                                  | Storage Cabinet with 3 Adjustable Shelves   | 4    | 10973 |     |
|                         |  |                                  |   | 5    | 11166 |     |
| C-96H4M-AS-1DS<br>      |  | W: 96.00<br>D: 16.00<br>H: 55.00 | 96" Wide Hutch                              | WC   | 10277 | 330 |
|                         |  |                                  | with 4 Metal Doors, 4 Open Shelves & 1 Door | 2    | 11304 |     |
|                         |  |                                  | Storage Cabinet with 3 Adjustable Shelves   | 3    | 11510 |     |
|                         |  |                                  |   | 4    | 11715 |     |
|                         |  |                                  |   | 5    | 11921 |     |

Effective February 2022, add a 10% temporary freight surcharge to pricing for zones 2-5.

# cascade storage hutches



## Overhead Options

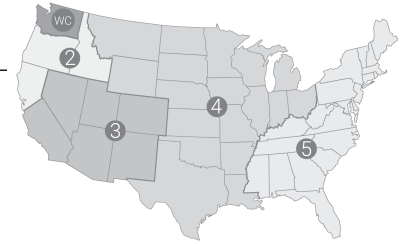
|            |                              |                 |
|------------|------------------------------|-----------------|
| CGO-GS     | Green Series (FSC Certified) | request pricing |
| CGO-OP     | Add Pull to Door (ea)        | \$65.00         |
| CGO-LED-17 | 17" LED Task Light (ea)      | \$425.00        |
| CGO-LED-31 | 31" LED Task Light (ea)      | \$610.00        |

## Sample Order:

| Number  | Finish | Pull |
|---------|--------|------|
| C-72W4M | NM     | DP5  |

## Pull Options

- DP5
- DP9



## Tackboards with Standard Fabric or COM

|            |                 |                |          |
|------------|-----------------|----------------|----------|
| CGO-TB-36  | 36" Tack Board  | COM 1.25 yards | \$270.00 |
| CGO-TB-48  | 48" Tack Board  | COM 1.50 yards | \$330.00 |
| CGO-TB-60  | 60" Tack Board  | COM 2.00 yards | \$390.00 |
| CGO-TB-72  | 72" Tack Board  | COM 2.25 yards | \$450.00 |
| CGO-TB-84  | 84" Tack Board  | COM 2.50 yards | \$505.00 |
| CGO-TB-96  | 96" Tack Board  | COM 3.00 yards | \$565.00 |
| CGO-TB-108 | 108" Tack Board | COM 3.50 yards | \$625.00 |

| cascade storage hutches |  | dimensions                        | description                                 | zone | price | wt  |
|-------------------------|--|-----------------------------------|---|------|-------|-----|
|                         |  | W: 96.00<br>D: 16.00<br>H: 55.00  | 96" Wide Hutch                              | WC   | 10859 | 345 |
|                         |  |                                   | with 4 Metal Doors, Paper Management        | 2    | 11945 |     |
|                         |  |                                   | with Wood Front, 4 Open Shelves & 1 Door    | 3    | 12162 |     |
|                         |  |                                   | Storage Cabinet with 3 Adjustable Shelves   | 4    | 12379 |     |
|                         |  |                                   |   | 5    | 12596 |     |
|                         |  | W: 96.00<br>D: 16.00<br>H: 55.00  | 96" Wide Hutch                              | WC   | 11090 | 345 |
|                         |  |                                   | with 4 Metal Doors, Paper Management        | 2    | 12199 |     |
|                         |  |                                   | with Metal Front, 4 Open Shelves & 1 Door   | 3    | 12420 |     |
|                         |  |                                   | Storage Cabinet with 3 Adjustable Shelves   | 4    | 12642 |     |
|                         |  |                                   |   | 5    | 12864 |     |
|                         |  | W: 108.00<br>D: 16.00<br>H: 55.00 | 108" Wide Hutch                             | WC   | 11726 | 375 |
|                         |  |                                   | with 5 Metal Doors, 4 Open Shelves & 1 Door | 2    | 12898 |     |
|                         |  |                                   | Storage Cabinet with 3 Adjustable Shelves   | 3    | 13133 |     |
|                         |  |                                   |   | 4    | 13367 |     |
|                         |  |                                   |   | 5    | 13602 |     |
|                         |  | W: 108.00<br>D: 16.00<br>H: 55.00 | 108" Wide Hutch                             | WC   | 12454 | 400 |
|                         |  |                                   | with 5 Metal Doors, Paper Management        | 2    | 13699 |     |
|                         |  |                                   | with Wood Front, 4 Open Shelves & 1 Door    | 3    | 13948 |     |
|                         |  |                                   | Storage Cabinet with 3 Adjustable Shelves   | 4    | 14197 |     |
|                         |  |                                   |   | 5    | 14447 |     |
|                         |  | W: 108.00<br>D: 16.00<br>H: 55.00 | 108" Wide Hutch                             | WC   | 12742 | 400 |
|                         |  |                                   | with 5 Metal Doors, Paper Management        | 2    | 14016 |     |
|                         |  |                                   | with Metal Front, 4 Open Shelves & 1 Door   | 3    | 14271 |     |
|                         |  |                                   | Storage Cabinet with 3 Adjustable Shelves   | 4    | 14526 |     |
|                         |  |                                   |   | 5    | 14781 |     |
|                         |  | W: 108.00<br>D: 16.00<br>H: 55.00 | 108" Wide Hutch                             | WC   | 11726 | 410 |
|                         |  |                                   | with 4 Metal Doors                          | 2    | 12898 |     |
|                         |  |                                   | 4 Open Shelves & 1 Door                     | 3    | 13133 |     |
|                         |  |                                   | Storage Cabinet with 3 Adjustable Shelves   | 4    | 13367 |     |
|                         |  |                                   |   | 5    | 13602 |     |
|                         |  | W: 108.00<br>D: 16.00<br>H: 55.00 | 108" Wide Hutch                             | WC   | 13279 | 425 |
|                         |  |                                   | with 4 Metal Doors, Paper Management        | 2    | 14606 |     |
|                         |  |                                   | with Metal Front, 4 Open Shelves & 1 Door   | 3    | 14872 |     |
|                         |  |                                   | Storage Cabinet with 3 Adjustable Shelves   | 4    | 15138 |     |
|                         |  |                                   |   | 5    | 15403 |     |

# Warranty



Coriander Designs, Inc. warrants that each item sold hereunder shall be free from defects in material and workmanship under normal use and proper care for a period of ten (10) years by the original purchaser, except as limited below. The ten year warranty is effective with all product produced January 1, 2003 and thereafter.\* Should defects appear in any goods hereunder within the warranty period, Coriander Designs, Inc. will repair or replace any items or defective parts which are returned to Coriander Designs facility at Buyers Expense upon twenty (20) days prior written notice and pursuant to Coriander Designs, written Returned Goods Authorization Form. Said notice shall specify the nature of the defect, which must have occurred within the warranty period stated above. Buyer will be charged for any replacement parts and items when shipped to Buyer, but full credit will be given to buyer when defective parts are returned to Coriander Designs.

\* All adjustable height products have a warranty of two (2) years on electronics, moveable parts, and casters.

Coriander Designs will not assume costs of repairs made without Coriander Designs express written prior approval.

This warranty does not apply to any goods or replacement parts which have been damaged through misuse, negligence or accident (including shipping damages) on the part of the buyer or any third party.

This warranty does not apply to any item in which parts, other than replacement parts supplied by or approved by Coriander Designs have been used. This warranty does not apply to any items that have been altered in any way by the purchaser or any third party. If seating has been re-upholstered by any party other than a factory authorized person or altered in any way, no warranty applies.

No warranty is made as to the quality workmanship, performance or color permanence of any fabric or upholstered materials, nor as to the color fidelity of any fabric, wood or metal finish and there are no warranties expressed or implied, of merchantability, fitness or otherwise which extend beyond the first paragraph of this warranty. For any breach of warranty, expressed or implied, the liability of Coriander Designs, Inc. to buyer or to any person is hereby limited to the replacement of any articles which appear to be defective in the opinion of Coriander Designs. In no event shall Coriander Designs, Inc. be liable for the lost of profits, loss of goodwill or any consequential or incidental damages.

No breach of warranty shall be asserted against Coriander Designs, Inc. more than ten (10) years after date of delivery to carrier FOB Coriander Designs, Inc. facilities.

**Storage** Due to the limited storage facilities available at Coriander, we must implement a storage and service fee for all finished product not removed from our factory in a timely manner. This fee will be charged as follows: 10% per day, per invoice amount. The daily charge will begin on the 10th working day after you have been notified that your purchase order is completed and is ready to be picked up, either by fax, email or phone unless other arrangements have been made.

**Terms and Conditions of the Sale:** All orders should be placed with Coriander Designs, Inc. 20485 144th Avenue N.E. Woodinville, Washington 98072.

All orders must be in writing, no phone or oral orders will be accepted. Orders are priced due to prevailing prices at time of order acceptance.

The list prices are for product only and do not cover charges for planning, design services, freight, storage, installation, state and local taxes or similar expenses.

All prices are FOB factory. Woodinville, Washington.

Ordering: All orders or change orders must be in writing. All prices and specifications are subject to change with out notice. Factory lead times start after a completed purchase order is received and a factory acknowledgment is signed by the purchaser and received back at the factory. This signed verification acknowledges that the information contained in our acknowledgment is correct. Lead times are approximate.

**Cancellations** cannot be accepted after an order is placed into production. The order must be shipped upon completion. Orders canceled before order is placed into production must be confirmed in writing. No oral cancellations will be accepted.

**Terms** of Net 30 days will be extended on that portion of credit extended to accounts that have been approved. All other accounts are required to have a 50% deposit of the invoice amount paid at time of order acceptance and the balance paid by certified check, or cashiers check at time of pick up or release to common carrier. The buyer shall be liable for all costs in attempting collection of past due accounts, including attorney's fees, whether or not litigation is pursued. Past due accounts are subject to a 1 1/2% (18%per annum) late charge, or maximum amount permitted under state and local laws for each thirty days the outstanding balance remains beyond the thirtieth day after invoice date. Withholding of payments because of carrier damages, shortages or other disputes is illegal and subject to charges.

**Returned goods** will be subject to a 50% restocking fee and refurbishing charge in addition to shipping costs. No returns will be accepted on special or custom made products. No returned goods will be accepted with out a previously written **Coriander Return Authorization Agreement**. Credit: A line of credit may be established upon acceptance of satisfactory references, including the completion and signing of Coriander Designs, Inc. **Customer Credit and Information Form**. Coriander Designs, Inc. may change or cancel credit terms at its discretion without notice and request advance payment at its option. All first time orders need a 50% deposit with CBD until credit application is complete.



# Materials & Shipping



## Product Information

with the direction of the grain. Avoid: harsh commercial cleaning solvents that include wax, or silicon. These chemicals can penetrate the finish and alter the appearance over time. Coriander Designs' finish is approved for up to a **10 to 1 Water/Bleach solution**. Clean up spills immediately

Glass or desk pads will eliminate the impact of writing instruments  
Use felt or cork pads on the bottom of contact points of accessory items, like computers, phones, lamps, etc. The rubber/plastic feet of accessory items can react adversely with the finish. This is not a warranty item.  
Do not place hot cups/boxes directly on the surface of your furniture. The heat can cause the finish to cloud before the finish is fully cured.

**Leveling is important** For longest life, correct drawer/ door alignment, requires casegoods to be properly leveled. If the furniture is not properly leveled, extra pressure will be put on joints and mechanisms that are not intended to carry the burden and can result in shortened life of the product.

## Zone Freight Rate Program

### Freight FOB Factory

Orders are shipped blanket wrapped as standard.  
If cartoning is required, a net charge of 7% of the invoice will be charged. Additional lead time may be required for cartoning.  
At Corianders option, cartoned orders will be made to those areas not covered by blanket wrap carriers.  
Freight shipments in Corianders local zone, within 150 miles of factory, Alaska, and Hawaii will be shipped on a freight collect basis. Please specify the carrier of your choice on your purchase order. All freight prices are FOB factory, outside of Coriander's local zone shipments will be shipped freight pre-paid and allowed to one destination. Pre-paid freight shipments are based on dock to dock delivery. Facilities that do not have a dock are subject to additional charges. **Inside delivery, home delivery, and prior notifications are not included in pricing.**  
Orders for shipments that total less than 500 lbs. are subject to a minimum fee of \$200.00 net Corianders' freight program does not guarantee delivery dates. For most areas there is a 3 day pick up spread with a 2-14 day delivery spread. The freight program is based on truck availability.  
If you need to receive shipments on a specific date or at a specific time, it can usually be accommodated for an additional charge.

**Wood:** Coriander Designs uses Northern Red Oak, Eastern Maple, Cherry, European Beech and Sapele as standard. Other woods are also available.

**Wood Finishes:** Coriander Designs, Inc. offers 17 standard finishes. Custom Stains are available at a charge of 10% net per order. Samples of the desired finish must accompany all orders where a finish match is required. Exact color matches are not guaranteed. Coriander will match the sample and send the sample and an acceptance form for approval. The order will not be entered until a signed copy of the acceptance form is received.

**Finish disclaimer:** Wood is a natural product. Coriander does not guarantee exact colors due to differences in grain, and texture or differences in wood species. Minor variations are to be expected. Some desktop accessories with plastic or rubber feet can penetrate or burn the finish. This is not a defect in the finish. Also, finishes, when exposed to ultraviolet rays, may change color. These color changes are not a defect in the finish and are to be expected.

**Quotes:** Valid for 60 days from receipt of quotation.

### Care and Maintenance:

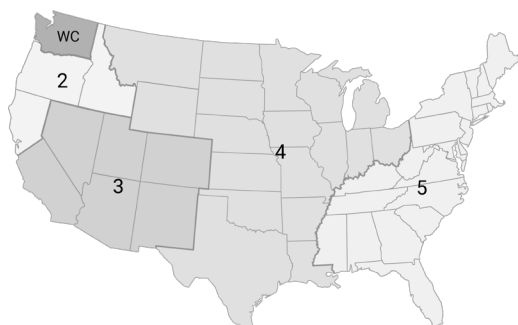
Veneer or laminate products: clean using a clean water dampened cloth, wiping

### Freight Claims

Merchandise is shipped FOB factory, freight pre-paid and allowed via truck. Title of goods changes to the purchaser when merchandise leaves Corianders dock and any subsequent freight damage and all freight claims are the responsibility of the purchaser. All shipments are transferred to the transportation company in good condition. Corianders responsibility ceases at that time.

### Merchandise has to be inspected at time of receipt.

Most shipments are shipped blanket wrap. **If cartoned, open and inspect. Failure to inspect at time of receipt, could result in a rejection of any claims.** If a shipment is received with missing or damaged pieces, the freight bill or express receipt should be so endorsed at time of receipt. Do not accept the shipment until all shortages and or damages are noted on the bill of lading and freight bill. Sign only for the items you receive. If you sign a receipt for a shipment, with no exceptions, you are accepting all items in good condition and the carrier is relieved of further responsibility.



#### Will Call

150 Miles from the factory  
Alaska  
Hawaii

#### Zone 2

Over 150 Miles from the factory in Washington  
Idaho  
Northern Ca. (North of King City)  
Oregon

#### Zone 3

Arizona  
Colorado  
Nevada  
Zone 3 continued  
New Mexico

Southern Ca. (South of King City)

Utah

#### Zone 4

Arkansas  
Illinois  
Indiana  
Iowa  
Kansas  
Louisiana  
Michigan  
Missouri  
Montana  
Nebraska  
North Dakota  
Ohio  
Oklahoma

#### Zone 4 continued

South Dakota  
Texas  
Wisconsin  
Wyoming

#### Zone 5

Alabama  
Connecticut  
Delaware  
Florida  
Georgia  
Kentucky  
Maine  
Maryland  
Massachusetts

#### Zone 5 continued

Mississippi  
New Hampshire  
New Jersey  
New York  
North Carolina  
Pennsylvania  
Rhode Island  
South Carolina  
Tennessee  
Vermont  
Virginia  
Washington D.C.  
West Virginia





At Coriander Designs, we are PROUD to manufacture all our products in America. Since 1979, Coriander Designs' business model of keeping its manufacturing in the USA has resulted in a smaller eco-footprint, local job creation and long term manufacturing stability. At our Woodinville, Washington headquarters, we are able to be flexible in our product offerings, thus meeting the customers needs efficiently and effectively. We have total control over materials that allows for the assurance of the highest quality. Designed for you / Built to last the test of time.

